



**ELECTRICAL, GAS &
TELECOMMUNICATIONS**

Ducting and Conduits

PVC & Polyethylene Systems

PRODUCT CATALOGUE

iPLEX
Pipelines

About Iplex New Zealand

Iplex Pipelines the Company

Iplex Pipelines is a leading manufacturer and supplier of plastic pipeline systems in Australasia, servicing local and export markets throughout New Zealand, Australia, the Pacific, and other International markets. Iplex operates manufacturing/distribution sites in New Zealand, and within every Australian State.

Markets and applications for our product range in New Zealand include water reticulation and transmission mains, sewerage reticulation and carrier mains, stormwater drainage, trenchless pipe systems, chemical and process water circuits, slurry and tailings pipe systems, drain, waste and vent plumbing, domestic hot and cold water plumbing, subsoil drainage systems, turf watering, stock watering, horticultural irrigation systems and broad acre irrigation systems.

Company History

Founded in 1938 as Iplex Plastics, the company played a leading role in the development of plastic components over many years. Then in 1962, Iplex was a pioneer in the introduction of plastic pipes. Iplex Pipelines was one of the first companies to produce Unplasticised Polyvinyl chloride (PVC-U) pipe and fitting systems in New Zealand, and has pioneered many significant developments of PVC systems for Drain, Waste and Vent (DWV) applications in Australasia.

Iplex Pipelines operates today as part of the Fletcher Building global community with more than 19,000 people across 40 countries. Dual-listed on both the New Zealand Stock Exchange (NZX) and the Australian Securities Exchange (ASX) under the ticker code FBU, Fletcher Building is an integrated manufacturer and distributor of infrastructure and building products, whilst including subsidiaries Fletcher Construction and Fletcher Residential, New Zealand's leading general contractor and residential home builder respectively.

Iplex Products and Brands

Iplex products and brand names in New Zealand include APOLLO™ PVC-O pressure pipes, RHINO™ PVC-M pressure pipes, NOVAKEY™ PVC-U pressure pipes and fittings, BLUE BRUTE™ PVC-U pressure pipes, NOVADRAIN™ DWV pipes and fittings, POLIPLEX™ polyethylene pressure pipes, RESTRAIN™ drillable PVC-U gravity sewer pipe, NEXUS™ subsoil drainage pipe and fittings and FARMTUFF™ culvert pipe.

Quality and Sustainability

We strive for excellence across all our operations, in quality, efficiency, innovation, health and safety and environmental performance. Sustainability is a defining factor in everything we do. Our manufacturing plants in Palmerston North and Christchurch have ISO 9001 quality assurance programs. Quality Assurance Services (QAS) carries out regular audits to provide third party accreditation of the Company's Quality Management Systems and verify its ongoing compliance with this Standard. Our Palmerston North laboratory is IANZ accredited.

Certificate Type	Certification No.	
AS/NZS 1260	SMKP20185	
AS/NZS 1260	SMKP20184	
AS/NZS 1254	SMKP20126	
AS/NZS 1254	SMKP20180	
AS/NZS 4765	SMK02570	
AS/NZS 1477	SMK02569	
AS/NZS 4130	SMKP20400	
AS/NZS 1477	SMKP20181	
AS/NZS 4441	SMKP20682	

Standards

Our two factories operate under stringent requirements of local equivalents to International Standard ISO 9001. Where applicable, Iplex products also have StandardsMark™ third party quality assurance accreditation.

Electrical, Gas & Telecommunications

Iplex Pipelines has a comprehensive range of duct and conduit products available for use in electrical and telecommunications cable reticulation. The name, Iplex Pipelines and its products are widely recognised by specifiers and end users throughout the country for their consistent high quality and long term reliability.

The Iplex range of ducting and conduit is available in Polyvinyl chloride (PVC) and Polyethylene (PE). Iplex offers a large range of different diameters, lengths and wall constructions to provide users a fit for purpose solution to serve a multitude of domestic, commercial and industrial applications.



Iplex Pipelines manufacturing plant and distribution hub in Palmerston North city, New Zealand.

Electrical Cable Duct

PVC-U Rigid Electrical Cable Duct

Iplex PVC-U electrical cable ducts are intended for durable underground installation using conventional open cut trench methods, to identify and protect contained underground electrical cables. Coloured orange, they are available in 6m socketed lengths and nominal diameters ranging from 32mm to 150mm. They are manufactured in New Zealand to comply with the requirements of Best Environmental Practice PVC, and meet the durability requirements of the New Zealand Building Code.

STANDARDS COMPLIANCE AS/NZS 2053 "Conduits and fittings for electrical installations" and AS/NZS 61386 "Conduit systems for cable management" are currently "running in parallel", until "some appropriate future time" when AS/NZS 61386 will replace AS/NZS 2053. Therefore, Iplex Pipelines can offer:

Option 1 - Nominal diameter 80mm, 100mm and 150mm PVC-U ducts coloured orange, in Light Duty (LD) or Heavy Duty (HD) classification manufactured to AS/NZS 2053.2.

Option 2 - Nominal diameter 80mm, 100mm and 150mm PVC-U ducts coloured orange, in Stiffness Class SN 2 (Light Classification), SN 4 (Medium Classification), SN 10 (Heavy Classification) or SN 25 (Very Heavy Classification), manufactured to AS/NZS 61386.21. This option is subject to minimum order quantities and agreed lead times.

Nominal diameter 32mm, 40mm and 50mm PVC-U ducts coloured orange are manufactured to the OD and wall thickness dimensions of AS/NZS 1260. Iplex PVC-U electrical duct is approved for use by all major New Zealand power authorities.

NB: If orange coloured PVC-U duct is used unprotected from the sun above ground, UV/weathering resistance will be limited and colour fading (whitening), with some loss of impact strength will occur over time. An alternative option used successfully above ground such as under bridge structures, is Iplex Novadrain PVC-U, SN 16 DWV pipe to AS / NZS 1260, coloured light pearl grey, which has the same external dimensions as the orange ducts and equivalent physical properties.

PVC-U Electrical Cable Duct Bends

Iplex also provide a wide variety of duct bends made out of PVC-U and are available in all major diameters, lengths and radii.

Coiled PE Electrical Cable Duct

Iplex Pipelines supply a range of high quality coiled polyethylene (PE) cable duct for the identification and protection of electrical cable installations. They are designed for trenchless applications and support installation using trenchless methods including Horizontal Directional Drilling, under roads and built up areas where conventional open cut methods are impractical.

The Iplex PE duct range conforms dimensionally to AS/NZS 4130, SDR17 and is available in nominal OD diameters from 32mm to 125mm, in various coil lengths. Iplex PE cable duct is approved for use by all major New Zealand power authorities.

NB: PE duct installed by Horizontal Directional Drilling is subject to a maximum allowable axial tensile stress for each size / SDR of duct. Please contact Iplex Pipelines for further assistance.

NB: If orange coloured PE duct is used unprotected from the sun above ground, UV/weathering resistance will be limited and colour fading (whitening), with some loss of mechanical strength will occur over time. An alternative option used successfully above ground such as under bridge structures, is Iplex POLIplex PE 100 SDR 11 pipe to AS / NZS 4130, coloured black which has the same external dimensions as the orange ducts and equivalent physical properties.



2700.50.6 SOE - Light Duty Electrical Cable Duct



2700.100HD.6SOE - Heavy Duty Electrical Cable Duct




2703.50.90 - Electrical Cable Duct Bends



Two DN 110 PE electrical ducts in 50m coils on a dual-coil dispensing trailer.


Product Range

PVC-U Rigid Electrical Cable Duct (AS / NZS 2053.2)

	Nominal Diameter (mm)	Order Code	*Duty Classification	Colour	# Joint Type	Outside Diameter (mm)	Wall Thickness (mm)
	32mm	2700.32.6 SOE	N.A.	Orange	Spigot/Socket SCJ	36.2 – 36.5	2.1 – 2.4
	40mm	2700.40.6 SOE	N.A.	Orange	Spigot/Socket SCJ	42.8 – 43.1	2.0 – 2.6
	50mm	2700.50.6 SOE	N.A.	Orange	Spigot/Socket SCJ	55.7 – 56.0	2.2 – 2.6
	65mm	2700.65.6 SOE	N.A.	Orange	Spigot/Socket SCJ	68.7 – 69.0	2.7 – 3.1
	80mm	2700.80LD.6 SOE	Light	Orange	Spigot/Socket SCJ	82.3 – 82.7	2.2 – 2.6
	100mm	2700.100LD.6 SOE	Light	Orange	Spigot/Socket SCJ	110.0 – 110.4	2.9 – 3.4
	150mm	2700.150LD.6 SOE	Light	Orange	Spigot/Socket SCJ	160.0 – 160.5	4.2 – 4.8
	100mm	2700.100HD.6 SOE	Heavy	Orange	Spigot/Socket SCJ	110.0 – 110.4	5.7 – 6.5
	150mm	2700.150HD.6 SOE	Heavy	Orange	Spigot/Socket SCJ	160.0 – 160.5	8.3 – 9.3


**Duty Classification: as depicted in AS/NZS 2053 #SCJ = Solvent Cement Joint
Orange Colour - Refer POP-203 - Identification of Buried Pipe Systems and AS 2700 - Colour Standards for General Purposes

PVC-U Rigid Electrical Cable Duct (AS / NZS 61386.21) - Heavy Duty Classification

	Nominal Diameter (mm)	Order Code	*Duty Classification	Colour	# Joint Type	Outside Diameter (mm)	Wall Thickness (mm)
	50mm	2900.50.HD.4 SOE	Heavy	Orange	Spigot/Socket SCJ	49.7 - 50.0	2.8 - 3.1
	80mm	2900.80 SN10.HD.6 SOE	Heavy	Orange	Spigot/Socket SCJ	82.3 - 82.7	2.9 - 3.5
	100mm	2900.100 SN10.HD.6 SOE	Heavy	Orange	Spigot/Socket SCJ	110.0 - 110.4	3.5 - 4.0
	150mm	2900.150 SN10.HD.6 SOE	Heavy	Orange	Spigot/Socket SCJ	160.0 - 160.5	5.2 - 6.0



*Duty Classification: as depicted in AS/NZS 61386.21 #SCJ = Solvent Cement Joint
Note: This product is subject to minimum order quantities and agreed lead times

PVC-U Electrical Cable Duct Bends

	Order Code	Colour	Size (mm)	Pack Qty
	2703.50.45	Orange	50 x 45°	1
	2703.50.90	Orange	50 x 90°	1
	2703.80.45	Orange	80 x 45°	1
	2703.80.90	Orange	80 x 90°	1
	2703.100.45R250	Orange	100 x 45° ROC* 250mm	1
	2703.100.90R250	Orange	100 x 90° ROC* 250mm	1
	2703.100.90R900	Orange	100 x 90° ROC* 900mm	1

*ROC = Radius of Curvature *Duty Classification: as depicted in AS/NZS 2053 #SCJ = Solvent Cement Joint

Coiled PE Flexible Electrical Cable Duct

	OD (mm)	Order Code	Colour	Coil Length	SDR Rating	Outside Diameter (mm)	Wall Thickness (mm)
	32	Cable Duct or 32/28.200	Orange	200m	17	32.0 – 32.3	1.9 – 2.2
	32	Cable Duct or 32/28.500	Orange	500m	17	32.0 – 32.3	1.9 – 2.2
	50	Cable Duct or 50/44.100	Orange	100m	17	50.0 – 50.2	3.0 – 3.4
	63	Cable Duct or 63/55.100	Orange	100m	17	63.0 – 63.6	3.8 – 4.3
	63	Cable Duct or 63/55.150	Orange	150m	17	63.0 – 63.6	3.8 – 4.3
	90	Cable Duct or 90/79.50	Orange	50m	17	90.0 – 90.0	5.4 – 6.1
	90	Cable Duct or 90/79.100	Orange	100m	17	90.0 – 90.0	5.4 – 6.1
	110	Cable Duct or 110/97.50	Orange	50m	17	110.0 – 111.0	6.6 – 7.4
	110	Cable Duct or 110/97.100	Orange	100m	17	110.0 – 111.0	6.6 – 7.4
	125	Cable Duct or 125/110.100	Orange	100m	17	125.0 – 126.0	7.4 – 8.3
	110	Cable Duct 110/97.600 CX OR	Orange	600m	17	110.0 – 111.0	6.6 – 7.4
	140	Cable Duct 140/123.340 CX OR	Orange	340m	17	125.0 – 126.0	7.4 – 8.3

PVC-U Electrical Conduit

Iplex PVC conduit is manufactured in New Zealand to satisfy AS / NZS 2053.2. All Iplex PVC conduits and ducts are certified to comply with the requirements of Best Environmental Practice PVC, and meet the durability requirements of the New Zealand Building Code. Iplex PVC electrical conduits are “pliable conduits” as defined in AS / NZS 2053.1

STANDARDS COMPLIANCE AS/NZS 2053 “Conduits and fittings for electrical installations” and AS/NZS 61386 “Conduit systems for cable management” are currently “running in parallel”, until “some appropriate future time” when AS/NZS 61386 will replace AS/NZS 2053. Therefore, Iplex Pipelines can offer:

Option 1 - Nominal OD diameter 20mm, to 50mm PVC-U Conduit coloured orange, in Medium Duty or Heavy Duty classification manufactured to AS/NZS 2053.2.

Option 2 - Nominal OD diameter 20mm, to 50mm PVC-U ducts coloured orange, in Medium Duty or Heavy Duty classification manufactured to AS/NZS 61386.21 This option is subject to minimum order quantities and agreed lead times.

PVC-U Medium Duty Electrical Conduit - Grey or Orange

Iplex Medium Duty conduit is suitable for installation above ground inside domestic and commercial buildings to identify and protect contained electrical wiring or cables. It is manufactured to the requirements of AS/NZS 2053.2. Coloured grey or orange, it is available in 4m socketed lengths in diameters ranging from 20mm to 50mm.

NB: If used unprotected from the sun above ground, UV/weathering resistance of the orange conduit will be limited and colour fading (whitening), with some loss of impact strength will occur over time.



2800.20.4 SOE (Grey - Heavy Duty)
Packed in colour coded grey bags for UV protection



2850.32.4 SOE (Orange - Heavy Duty)
Packed in colour coded white bags for UV protection

PVC-U Heavy Duty Solar Conduit - Grey, for exposed above ground applications

PVC-U Heavy Duty Solar conduit is suitable for exposed above ground applications, or for photovoltaic (PV) panel installations and meets the standards required for photovoltaic (PV) arrays AS: NZS 5033. It is rated Heavy Duty as defined in AS/NZS 2053.1 or AS/NZS 61386.1, formulated for UV resistance compliant with AS / NZS 61386.1 and marked with the letter “T” and the word “SOLAR” indicating suitability for long term outdoor applications exposed to direct sunlight (AS/NZS 5033).

Heavy Duty conduit possesses a thicker wall to meet special impact needs. Solar conduit is grey in colour and is available in 4m socketed lengths in diameters ranging from 20mm to 32mm.

PVC-U Heavy Duty Electrical Conduit - Orange

PVC-U Heavy Duty conduit suitable for underground installation, without further mechanical protection. Heavy duty conduit offers a higher impact and compression resistance when compared to Iplex’s standard medium duty electrical conduit. Iplex Heavy Duty conduit is manufactured in 4m socketed lengths to the requirements of:


Option 1 - Nominal OD diameter 20mm, to 50mm PVC-U Conduit coloured orange, in Heavy Duty classification manufactured to AS/ NZS 2053.2.

Option 2 - Nominal OD diameter 20mm, to 50mm PVC-U ducts coloured orange, in Heavy Duty classification manufactured to AS/NZS 61386.21. This option is subject to minimum order quantities and agreed lead times. This option is subject to minimum order quantities and agreed lead times.

NB: If used unprotected from the sun above ground, UV /weathering resistance of the orange conduit will be limited and colour fading (whitening), with some loss of impact strength will occur over time.


Product Range

PVC-U Medium Duty Conduit (Above ground applications inside domestic and commercial buildings)


	Nominal Diameter (mm)	Order Code	*Duty Classification	Colour	# Joint Type	Outside Diameter (mm)	Wall Thickness (mm)	Pack Qty
	20mm	2800.20MD.4 SOE	Medium	● Grey	Spigot/Socket SCJ	19.7 – 20.0	1.8 - 2.1	500/10
	25mm	2800.25MD.4 SOE	Medium	● Grey	Spigot/Socket SCJ	24.7 – 25.0	1.8 - 2.1	320/10
	32mm	2800.32MD.4 SOE	Medium	● Grey	Spigot/Socket SCJ	31.7 – 32.0	2.1 - 2.4	240/10
	40mm	2800.40MD.4 SOE	Medium	● Grey	Spigot/Socket SCJ	39.7 – 40.0	2.4 - 2.7	180/10
	50mm	2800.50MD.4 SOE	Medium	● Grey	Spigot/Socket SCJ	49.7 – 50.0	2.8 - 3.1	150/5
	20mm	2850.20MD.4 SOE	Medium	● Orange	Spigot/Socket SCJ	19.7 – 20.0	1.8 - 2.1	500/10
	25mm	2850.25MD.4 SOE	Medium	● Orange	Spigot/Socket SCJ	24.7 – 25.0	1.8 - 2.1	320/10
	32mm	2850.32MD.4 SOE	Medium	● Orange	Spigot/Socket SCJ	31.7 – 32.0	2.1 - 2.4	240/10
	40mm	2850.40MD.4 SOE	Medium	● Orange	Spigot/Socket SCJ	39.7 – 40.0	2.4 - 2.7	180/10
	50mm	2850.50MD.4 SOE	Medium	● Orange	Spigot/Socket SCJ	49.7 – 50.0	2.8 - 3.1	150/5

*Classification: as depicted in Table 101, AS/NZS 2053.2:2001 #SCJ = Solvent Cement Joint

PVC-U Heavy Duty Solar Conduit (Exposed above ground applications)

	Nominal Diameter (mm)	Order Code	Duty Classification	Colour	Joint Type	Outside Diameter (mm)	Wall Thickness (mm)	Pack Qty
	20mm	2800.20HD.4 SOE SOLAR	Heavy	● Grey	Spigot/Socket SCJ	19.7 – 20.0	2.3 - 2.6	500/10
	25mm	2800.25HD.4 SOE SOLAR	Heavy	● Grey	Spigot/Socket SCJ	24.7 – 25.0	2.5 - 2.8	320/10
	32mm	2800.32HD.4 SOE SOLAR	Heavy	● Grey	Spigot/Socket SCJ	31.7 – 32.0	2.7 - 3.0	240/10
	40mm	2800.40HD.4 SOE SOLAR	Heavy	● Grey	Spigot/Socket SCJ	39.7 – 40.0	3.1 - 3.4	180/10
	50mm	2800.50HD.4 SOE SOLAR	Heavy	● Grey	Spigot/Socket SCJ	49.7 – 50.0	3.4 - 3.9	150/5

PVC-U Heavy Duty Conduit (Below ground applications)

	Nominal Diameter (mm)	Order Code	Duty Classification	Colour	Joint Type	Outside Diameter (mm)	Wall Thickness (mm)	Pack Qty
	20mm	2850.20HD.4 SOE	Heavy	● Orange	Spigot/Socket SCJ	19.7 – 20.0	2.3 - 2.6	500/10
	25mm	2850.25HD.4 SOE	Heavy	● Orange	Spigot/Socket SCJ	24.7 – 25.0	2.5 - 2.8	320/10
	32mm	2850.32HD.4 SOE	Heavy	● Orange	Spigot/Socket SCJ	31.7 – 32.0	2.7 - 3.0	240/10
	40mm	2850.40HD.4 SOE	Heavy	● Orange	Spigot/Socket SCJ	39.7 – 40.0	3.1 - 3.4	180/10
	50mm	2850.50HD.4 SOE	Heavy	● Orange	Spigot/Socket SCJ	49.7 – 50.0	3.4 - 3.9	150/5

Telecommunications Cable Duct

PVC-U Telecommunications Ducting (Chorus Branded & Non-Chorus Branded)

Iplex Pipeline's range of PVC telecommunication ducting is available for telecommunication projects requiring cable protection for trenched installation.

Chorus Branded Ducting is available only to Chorus approved installers and only approved Chorus contractors can purchase and install these products. For further details please contact Iplex Pipelines.



20mm PVC-U Telecommunications Duct
(Chorus branded)



2730.50 RED - Non-Chorus Branded PVC-U
Telecommunication Duct

PVC-U Telecommunications Repair Sleeve (Chorus Branded)

Repair sleeves slide over the outside of the PVC telecommunication duct and are joined to the duct with PVC solvent cement.



100mm PVC Repair sleeve

Coiled PE Telecommunications Duct (Chorus Branded & Standard Non-Chorus Branded)

Iplex's range of coiled polyethylene cable duct conforms dimensionally to AS/NZS 4130. It can be used for sub duct applications and installed using Horizontal Directional Drilling (Trenchless) or conventional open cut trench methods.

The Iplex PE telecommunications duct range conforms dimensionally to AS/NZS 4130, SDR17 and is available in nominal OD diameters from 20mm to 110mm, in various coil lengths and colours.

Iplex Pipeline's ability to colour or colour-stripe polyethylene ducting assists the duct asset owner with identification in multiple duct applications.


NB: PE duct installed by Horizontal Directional Drilling, is subject to a maximum allowable axial tensile stress for each size / SDR of duct. Please contact Iplex Pipelines for further assistance.




Drum Coils - PE telecommunication duct SDR17

Product Range


Chorus Branded PVC-U Telecommunications Cable Duct

	Size	Order Code	Colour	Joint Type	Outside Diameter (mm)	Wall Thickness (mm)	Pack Qty
	20mm x 6m	10012937	● Green	Spigot/Socket SCJ	26.6 - 26.9	1.3 - 1.6	150
	20mm x 6m	10013281	○ White	Spigot/Socket SCJ	26.6 - 26.9	1.3 - 1.6	150
	50mm x 6m	P4001	● Green	Rubber Ring Joint	60.2 - 60.5	2.4 - 2.9	123
	100mm x 6m	P4000	● Green	Rubber Ring Joint	110.0 - 110.4	2.7 - 3.3	67


Standard (Non-Chorus) PVC-U Telecommunications Cable Duct

	Size	Order Code	Colour	Joint Type	Outside Diameter (mm)	Wall Thickness (mm)	Pack Qty
	100mm x 6m	2780.100LD.6 SOE	● Green	Rubber Ring Joint	110.0 - 110.4	2.7 - 3.3	67
	50mm x 6m	2730.60.6 SOE	● Red	Spigot/Socket SCJ	60.2 - 60.5	2.4 - 2.9	150
	100mm x 6m	2730.100LD.6 SOE	● Red	Rubber Ring Joint	110.0 - 110.4	2.7 - 3.3	67

Chorus Branded PVC-U Repair Sleeve

	Size	Order Code	Colour	Joint Type	Internal Diameter (mm)	Wall Thickness (mm)	Pack Qty
	50mm x 2m	10013103	● Green	Plain end, SCJ	60.2 - 60.5	2.4 - 2.9	1
	100mm x 2m	10013102	● Green	Plain end, SCJ	110.0 - 110.4	2.7 - 3.3	1

Chorus Branded PE Telecommunications Cable Duct

	Size	Order Code	Colour	Coil Length (m)	Outside Diameter (mm)	Wall Thickness (mm)
	20mm	20021793	● Green	200m	20.0 - 20.3	1.6 - 1.9
	32mm	10012829	● Black with Red Tri-stripe	1000m	32.0 - 32.3	1.9 - 2.2
	32mm	10012829500	● Black with Red Tri-stripe	500m	32.0 - 32.3	1.9 - 2.2
	32mm	10012830	● Black with Green Tri-stripe	1000m	32.0 - 32.3	1.9 - 2.2
	32mm	10012830500	● Black with Green Tri-stripe	500m	32.0 - 32.3	1.9 - 2.2
	32mm	10012831	● Black with Violet Tri-stripe	1000m	32.0 - 32.3	1.9 - 2.2
	32mm	10012831500	● Black with Violet Tri-stripe	500m	32.0 - 32.3	1.9 - 2.2
	32mm	10012832	● Black with Brown Tri-stripe	1000m	32.0 - 32.3	1.9 - 2.2
	32mm	10012832500	● Black with Brown Tri-stripe	500m	32.0 - 32.3	1.9 - 2.2




Standard (Non-Chorus) PE Telecommunications Cable Duct

	Size	Order Code	Colour	Coil Length (m)	SDR Rating	Outside Diameter (mm)	Wall Thickness (mm)
	32	Teleduct PE32/28.200	● Lime Green	200m	17	32.0 - 32.3	1.9 - 2.2
	32	Teleduct PE32/28.500	● Lime Green	500m	17	32.0 - 32.3	1.9 - 2.2
	63	Teleduct PE63/55.100	● Lime Green	100m	17	63.0 - 63.6	3.8 - 4.3
	63	Teleduct PE63/55.150	● Lime Green	150m	17	63.0 - 63.6	3.8 - 4.3
	110	Teleduct PE110/97.50	● Lime Green	50m	17	10.0 - 111.0	6.6 - 7.4
	110	Teleduct PE110/97.100	● Lime Green	100m	17	10.0 - 111.0	6.6 - 7.4

Telecommunications Bends & Fittings

Iplex Pipelines has a range of PVC and polyethylene fittings for use with telecommunication ducting. The most common fittings are the post-formed bends. Other fittings such as tees, couplers and reducing saddles are also available. Chorus Branded fittings are compatible for use with Chorus branded cable ducts. Standard duct fittings are compatible with Iplex telecommunications cable ducts.

Chorus Branded PVC-U Telecommunication Bends

		Size	Order Code	Colour	Pack Qty
20mm Formed Bend		20mm x 90° ROC* 240	10012582	● Green	1
		20mm x 90° ROC* 400	10013280	● Green	1
		20mm x 90° ROC* 530	10012939	● Green	1
		20mm x 90° ROC* 100	10013279	○ White	1
		20mm x 90° ROC* 300	10012940	○ White	1
50mm Formed Bend M&F		50mm x 30° ROC* 350	10013084	● Green	1
		50mm x 45° ROC* 200	10013087	● Green	1
		50mm x 45° ROC* 350	10013086	● Green	1
		50mm x 45° ROC* 900	10013100	● Green	1
		50mm x 90° ROC* 350	10013088	● Green	1
		50mm x 90° ROC* 900	10013099	● Green	1
100mm Formed Bend M&F		100mm x 22° ROC* 900	10013098	● Green	1
		100mm x 30° ROC* 300	10013091	● Green	1
		100mm x 45° ROC* 300	10013093	● Green	1
		100mm x 90° ROC* 350	10011337**	● Green	1
		100mm x 90° ROC* 400	10013095	● Green	1
		100mm x 90° ROC* 600	10013094	● Green	1
		100mm x 90° ROC* 900	10013096	● Green	1

*ROC = Radius of Curvature **Female / Female (F&F) Bend



Chorus Branded PVC Telecommunication Fittings

		Size	Order Code	Colour	Pack Qty
Coupler		50mm	10013109	● Green	1
Reducing Saddle		50mm x 20mm	10012938	● Green	1
Dust Cap		50mm	P4004	● Black	1
		100mm	P4005	● Black	1

Non-Chorus Branded PVC Telecommunication Bends

	Size	Order Code	Colour	Pack Qty
	20 x 45°	CD8032045	○ White	1
	20 x 90°	CD8032090	○ White	1


Plasson Compression Couplings for PE Ducts

		Size (mm)	Order Code	Colour	End load restrained	Full pipe bore available
Plain Coupling		32	2510.32	● Black	Yes	Yes
		63	2501.63	● Black	Yes	Yes
		110	2510.110	● Black	Yes	Yes
Slip (Repair) Coupling		32	2511.32	● Black	Yes	Yes
		63	2511.63	● Black	Yes	Yes
		110	2511.110	● Black	Yes	Yes

Poligas PE Gas Pipe

Iplex Pipelines offers the Poligas range of Polyethylene gas pipe for Natural Gas applications in both Imperial and Metric sizes. All Poligas pipe is PE 80 and coloured yellow for easy identification as gas pipe. Poligas PE Metric Dimension Gas Pipe is manufactured to AS/NZS 4130 Series 2. Poligas PE Imperial Dimension Gas Pipe is manufactured to AS/NZS 4130 Series 3.

Poligas Gas Pipe - Metric Dimension

	Nominal Outside Diameter (mm)	Order Code	Coil Length (m)	Outside Diameter (mm)	Colour	SDR
	25mm	230.25SDR11.150	150m	25.0 - 25.3	● Yellow	11
	32mm	230.32SDR11.150	150m	32.0 - 32.3	● Yellow	11
	25mm	230.25SDR11.150	150m	25.0 - 25.3	● Yellow	11
	32mm	230.32SDR11.150	150m	32.0 - 32.3	● Yellow	11

Manufactured to AS/NZS 4130 Series 2

Poligas Gas Pipe - Imperial Dimension

	Nominal Inside Diameter (mm)	Order Code	Coil Length (m)	Outside Diameter (mm)	Colour	SDR
	10mm	200.10.150.9 IMP	150m	15.7 - 16.0	● Yellow	11
	15mm	200.15.150.9 IMP	150m	21.4 - 21.7	● Yellow	11
	20mm	200.20.150.11 IMP	150m	26.6 - 26.9	● Yellow	11
	25mm	200.25.150.11 IMP	150m	33.4 - 33.7	● Yellow	11
	32mm	200.32.150.11 IMP	150m	42.1 - 42.4	● Yellow	11
	50mm	200.50.100.11 IMP	100m	60.2 - 60.5	● Yellow	11
	80mm	200.80.12.11 IMP	12m	88.7 - 89.2	● Yellow	11
	100mm	200.100.12.11 IMP	12m	114.1 - 114.7	● Yellow	11
 Drum Coil	100mm	200.100.600.11 IMP	600m	114.1 - 114.7	● Yellow	11

Manufactured to AS/NZS 4130 Series 3

More products from Iplex Pipelines

NOVADRAIN

DRAIN WASTE & VENT SYSTEMS

SUPERSTORM™ & STORMFIT

PVC STORMWATER DUCT SYSTEM

NEXUS™ HI-WAY

ROAD DRAINAGE SYSTEM

NOVAKEY™ & BLUE BRUTE

uPVC PRESSURE SYSTEMS

WHITE & BLUE RHINO™

HIGH IMPACT mPVC PRESSURE PIPE

BLUELINE

MEDIUM DENSITY POLYETHYLENE PIPE

POLIPLEX

POLYETHYLENE PRESSURE PIPE

ALKATHENE™

LOW DENSITY POLYETHYLENE PIPE

NOVATUBE

HORTICULTURAL LATERAL TUBE

GREENLINE, REDLINE™, RURAL BLACK & BLACKLINE

MEDIUM DENSITY POLYETHYLENE PIPE

PLASSON

METRIC COMPRESSION FITTINGS

NEXUS™FLO, NEXUS™COIL, NOVAFLO™ & NOVACOIL

LAND DRAINAGE SYSTEMS

IPLEX EFFLUENT PIPE

MEDIUM DENSITY POLYETHYLENE PIPE

FARMTUFF™ & NEXUS™ CULVERT

CULVERT PIPE

RAINWATER SYSTEMS

SPOUTING & DOWNPIPE

POLIGAS™

POLYETHYLENE GAS SYSTEMS

Important Disclaimer

The information, opinions, advice and recommendations contained in this publication are put forward with the main objective of providing a better understanding of technical matters associated with pipeline design using Iplex Pipelines. Whilst all reasonable care has been made in ensuring that the information contained in this publication is accurate, this publication should not be used as the only source of information by the reader. Reference should also be made to established textbooks and other published material, and readers should not rely on the information contained in this publication without taking appropriate professional advice for their particular circumstances. Pipes and fittings have been shown as typical configurations, however, in some cases product dimensions may vary or be changed without notice. In all instances, the reader should contact Iplex Pipelines for clarification that the specific product is appropriate for their circumstances.

iplex.co.nz

Iplex Pipelines NZ Limited
Call 0800 800 262 or Fax 0800 800 804

Auckland: Private Bag 92 114, 810 Great South Road, Penrose
Palmerston North: Private Bag 11019, 67 Malden Street
Christchurch: PO Box 16225, 22 Braeburn Drive, Sockburn

© 2018 IPLEX PIPELINES (NZ) LIMITED. NEXUS™, IPLEX™, RESTRAIN™, APOLLO™, NOVAFLO™, FARMTUFF™, NOVAKEY™, NOVAFUSE™, POLIGAS™, RHINO™, REDLINE™, SUPERSTORM™ are registered trademarks of IPLEX PIPELINES (NZ) LIMITED.