

PVC-U Drain Waste and Vent Fittings

Solvent Cement Joint - Non Pressure Applications Only






Novadrain is a range of high quality PVC-U Drain, Waste & Vent (DWV) pipes and fittings from Iplex Pipelines. They are suitable for above ground waste and vent applications, below ground domestic house drains, urban gravity sewer mains and Industrial gravity discharge lines.








Novadrain is certified to comply with the requirements of Best Environment Practice - PVC.

Novadrain pipes and associated PVC-U fittings are independently certified in accordance with the test requirements of AS/NZS 1260 - Standardsmark Licence No SMK20184 and SMK20185.

Product Summary

Iplex offers a complete range of bends for DWV pipe installations. Bag Quantities shown are the minimum order quantity for 32mm, 40mm & 50mm DWV fittings. Product and ordering information can be found below. For more information please contact Iplex Pipelines.

		Order Code	Size mm	Ctn / Bag Qty
Straight Coupling		110.32	32	110 / 5
		110.40	40	60 / 10
		110.50	50	130 / 10
		110.65	65	130
		110.80	80	96
		110.100	100	45
		110.100T*	100	45
		110.150	150	14
		110.150T*	150	14
		<i>*Threaded one end</i>		
Expansion Coupling		111.40	40	40 / 5
		111.50	50	50 / 5
		111.65	65	105
		111.80	80	50
		111.100	100	36
		111.150	150	12
Female Iron to PVC (Socket)		112.32	32	80 / 5
		112.40	40	60 / 10
		112.50	50	80 / 10
		112.65	65	90
Male Iron to PVC (Socket)		113.32	32	80 / 5
		113.40	40	90 / 10
		113.50	50	100 / 10
		113.100	100	12
		113.40.32	40 x 32	800/10
Copper to PVC Adaptor		114.32	32	100 / 10
		114.40	40	70 / 5
		114.50	50	40 / 5
		114.80	80	50
		114.100	100	36

		Order Code	Size mm	Ctn / Bag Qty
Strap On Boss		119.100.50	100 x 50	70
Bolted Trap Screw		120.80	80	60
		120.100	100	30
Bolted Trap Screw Pipe Spigot		121.100	100	30
Pipe Reducer		198.100.40	100 x 40	72
		122.100.50	100 x 50	72
Level Invert Taper		123.40.32	40 x 32	90/5
		123.50.40	50 x 40	50/5
		123.65.40	65 x 40	180
		123.65.50	65 x 50	200
		123.80.50	80 x 50	85
		123.80.65	80 x 65	85
		123.100.50	100 x 50	45
		123.100.65	100 x 65	60
		123.100.80	100 x 80	45
123.150.100	150 x 100	20		
Socket Reducer		124.40.32	40 x 32	130 / 5
		124.50.40	50 x 40	100 / 10
		124.65.40	65 x 40	180 / 10
		124.65.50	65 x 50	200 / 10
		124.80.50	80 x 50	130 / 10
		124.80.65	80 x 65	150
		124.100.40	100 x 40	87
		124.100.50	100 x 50	87
		124.100.65	100 x 60	87
		124.100.80	100 x 80	84
124.150.100	150 x 100	35		
Ceramic to PVC Adaptor		124.AC.100	140 x 100	72
		124.AC.150	192 x 150	20
Floor Flange		125.65	65	300
		125.80	80	250
		125.100	100	160
Flexible Pan Collar Female		127.80* *Offset	80	36
Flexible Pan Collar Male (Unsuitable for use with P Pans)		127.100**	100	36
		127.100A*	100	36
		127.100R***	100	100
		*Offset ** Concentric *** Rubber Seal Ring only		
Safe Waste Tray		128.100	100	120

		Order Code	Size mm	Ctn / Bag Qty
Inspection Pipe M & F		129.100	100	9
		129.100S*	100	14
		129.150	150	4
		<i>*Small access cap and threaded on one main way socket.</i>		
Inspection Pipe F & F		129.80	80	28
		129.100FF	100	9
		129.150FF	150	4
Weather Apron		131.50	50	50/5
		131.65	65	90
		131.80	80	156
		131.100	100	100
Access Cap and Base		136.80	80	80
		136.100	100	35
		136.150	150	12
Access Cap		136C.100	100	85
		136C.150	150	24
		136L.150	150	1
Dust Cap		136.100PP	100	250
Push-On Caps		137.40	40	120 / 10
		137.50	50	100 / 10
		137.65	65	250 / 10
		137.80	80	160 / 10
		137.100	100	135
		137.150	150	68
Vent Cowl		150.40	40	100 / 5
		150.50.40	50 x 40	40/5
		150.65	65	170
		150.80	80	162
		150.100	100	81
		150.150	150	56
Squat Floor Waste Gully**		159.80.50P	80 x 50	32
		159.80.65P	80 x 65	28
		159.80.80P*	80 x 80	18
		159.100.50	100 x 50	26
		159.100.65	100 x 65	22
<i>*Plain floor waste gully (fixed) **Use only in conjunction with Iplex Boss Junctions</i>				
Adjustable Gully Trap*		159.100	100	12
<i>*Use only in conjunction with Iplex Boss Junctions</i>				
Finishing Collar		172.100	100	66
Pop-Out Grate Flat		151.140	140	132
<i>Grate Only Use in conjunction with 172.100 Finishing Collar</i>				

		Order Code	Size	Pack Ctn / Qty
Pop-Out Grate Domed		172G.100 Grate Only Use in conjunction with 172.100 Finishing Collar	140	130
Boss Junction M & F*		174.80.50.40.88	80x(2x50)x(2x40)x88°	30
		174.80.5444.88	80x(1x50)x(3x40)x88°	30
		174.100.50.40.88	100x(3x50)x(1x40)x88°	16
		174.100.5444.88	100x(1x50)x(3x40)x88°	16
		<i>*Use only in conjunction with Iplex Squat Floor Gully and Adjustable Gully Trap</i>		
Boss Junction F & F*		104.100.50.40.88 <i>*Use only in conjunction with Iplex Squat Floor Gully and Adjustable Gully Trap</i>	100x(3x50)x(1x40)x88°	12
Slab Repair Coupling		178.100	100	32
Vermin Stopper		183.50	50	210/5
Copper to PVC Seal Ring		9145.80	80	1
		9145.100	100	1
		9145.150	150	1
		<i>Compatible with NZS or BS Copper Tube</i>		