

550 Series

FARMTUFF™ is the answer to the majority of on farm culvert pipe needs. This smooth bore, lightweight, easy to handle PVC pipe makes installation a breeze compared to culvert pipes made of more traditional materials. Correctly installed FARMTUFF™ will provide years of dependable service improving access around the farm and taking away stormwater.



Features and Benefits

Comprehensive Range

FARMTUFF™ is available in seven diameters with three length options. Its large, smooth bore size allows efficient selection of pipe for any given culvert pipe requirement.

Efficiency

Smooth rather than corrugated-bore culverts have less chance of jamming up with branches and deliver greater flow at higher speed, lessening the chance of debris build up within the culvert pipe.

Durability

FARMTUFF™ is manufactured from PVC-U, a material which is both rust and abrasion resistant to give a long in-ground life. It has precision formed sockets, allowing push-fit or solvent cement water tight joints. Such joints lessen the chance of leakage, which can cause scouring, undermining the pipe installation.

Fittings Compatibility

FARMTUFF™ is compatible with a large range of injection moulded and fabricated PVC fittings and floodgates allowing flexibility of use.

manufactured from PVC-U, a material which is both rust and abrasion resistant to give a long in-ground life. It has precision formed sockets, allowing push-fit or solvent cement water tight joints.

Reliability

High strength PVC construction gives FARMTUFF™ an excellent load-bearing capability and longitudinal rigidity to lie on grade for reliable long-term service.

Versatility

Apart from its traditional culvert pipe application it can be used for piping dairy shed effluent to settling ponds and other on farm stormwater applications. Cut lengthwise it can be used as an open channel for water drainage around cow sheds and driveways or as economical stock feeding troughs.

High Quality

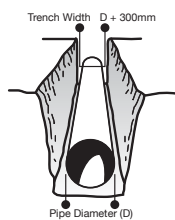
FARMTUFF™ is manufactured in New Zealand by Iplex Pipelines using a Quality Management System accredited to AS/NZS ISO 9001:2008.

Product Range

Product Code	Nominal OD (mm)	Length (m)	Joint Type	Qty
550.110.5 SOE	110	5	Solvent Cement Joint	67
550.160.5 SOE	160	5	Solvent Cement Joint	28
550.200.3 SOE	200	3	Solvent Cement Joint	20
550.200.5 SOE	200	5	Solvent Cement Joint	20
550.200.6 SOE	200	6	Solvent Cement Joint	20
550.250.3 SOE	250	3	Solvent Cement Joint	12
550.250.5 SOE	250	5	Solvent Cement Joint	12
550.250.6 SOE	250	6	Solvent Cement Joint	12
550.315.3 SOE	315	3	Solvent Cement Joint	6
550.315.5 SOE	315	5	Solvent Cement Joint	6
550.315.6 SOE	315	6	Solvent Cement Joint	6
550.400.3 SOE	400	3	Solvent Cement Joint	6
550.400.5 SOE	400	5	Solvent Cement Joint	6
550.400.6 SOE	400	6	Solvent Cement Joint	6
550.500.3 SOE	500	3	Solvent Cement Joint	2
550.500.5 SOE	500	5	Solvent Cement Joint	2
550.500.6 SOE	500	6	Solvent Cement Joint	2

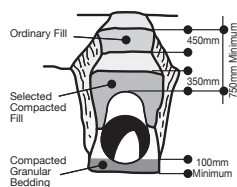
Installation Instructions

Important for the correct performance of FARMTUFF™ and NEXUS™ Culvert Pipe



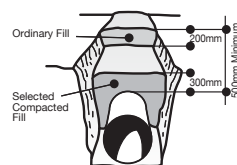
Excavation

When digging a trench, ensure that the width of the trench at the top of the pipe is no greater than necessary to allow the bedding and side fill to be properly placed and compacted. As a rule, 300mm wider than the pipe is normally sufficient. This will minimise loading on the buried pipe.



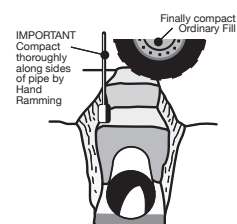
Culverts Under Roads, Farm Tracks and Raceways

Compacted granular bedding material is preferred in the particle size range 5mm to 20mm. Suitable granular materials include scoria, pumice, river gravel, sandstone or limestone. The minimum depth of the cover for PVC culverts under roads, farm tracks, raceways, etc. should be 750mm.



Culverts Under Areas Not Subject to Traffic or Heavy Stock Movement

Selected excavation fill may be used as bedding. It should be substantially free from rock, tree roots or rubbish. Wet or saturated clay should not, under any circumstances, be used as bedding or surround material. The minimum depth of cover should be 500mm.



Compaction of Bedding

FARMTUFF™ and NEXUS™ Culvert pipes use their flexibility to transfer load to the surrounding bedding. One purpose of the bedding is to ensure longitudinal support to the pipe. Another purpose is to provide lateral support to the pipe and increase its load capacity. Thorough compaction of the fill along the pipe is important to ensure long, trouble free service from your FARMTUFF™ and NEXUS™ Culvert pipe. Fill should be carefully compacted by hand ramming along the sides and around the pipe, and built up to the finished ground surface.

Extra considerations

It's a good idea to project the end of the culvert pipe out from the surface of filled earth face (suggested 300-500mm) to prevent erosion of the fill. In hilly country, fluming is recommended to guard against surface erosion from culvert discharge.

Note: FARMTUFF™ and NEXUS™ Culverts are not approved for local authority stormwater or gravity sewer applications.