

PRECISION FARMING SOLUTIONS



MAXIMISATION OF YOUR FARMS POTENTIAL

Contents

Water Management Systems	Page 1
GREENLINE	Page 2
REDLINE™	Page 3
RURAL BLACK	Page 4
BLACKLINE	Page 4
BLACKLINE HP	Page 5
Technical Specifications	Page 6
ALKATHENE™	Page 7
NOVATUBE	Page 7
PLASSON Fittings	Page 8
PLASSON Assembly Instructions	Page 9
PLASSON Valves	Page 10
PLASSON Technical Specifications	Page 10

Pasture Management Systems	Page 12
NEXUS™	Page 13
NOVAFLO™	Page 13
NEXUS™/NOVAFLO™ Fittings	Page 14
Installation Information	Page 15

Resource Management Systems	Page 16
Iplex Effluent Pipe	Page 17

Maintenance	Page 18
FARMTUFF™	Page 18
NEXUS™ Culvert	Page 19
Installation Information	Page 19

Asset Management Systems	Page 20
FARMTRAC™	Page 20

Other Services / Products	Page 20
----------------------------------	---------



Iplex Pipelines is committed to providing precision farm solutions. As New Zealand farmers demand improved management systems to maximise farming returns, so too does the demand for a range of products that deliver optimum performance. Iplex Pipelines has built its range of products, production capability and added value services to provide tailormade solutions to meet the needs of today's farmers.

Water Management Systems

Things to consider –

- How much water does your stock/crop require to maximise production?
- Why spend money on genetics, animal health and pasture management if you don't provide enough water?
- How effective is your current water system?
 - pumping costs
 - ability to provide peak demand requirements
 - maintenance costs
 - ability to meet future requirements
 - labour requirements
- System design – have you considered
 - peak water demand
 - length of pipeline
 - pump duty
 - changes in height
 - maximum working pressure of pipe
 - bloat treatment
 - installation methods
 - choice of pipeline materials
 - type of fittings to be used

Desired Outcome

A system designed around specific requirements which maximises production for economic development and running costs.

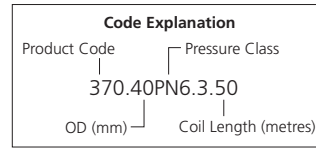
Helpful Information

Water requirements of the average New Zealand farm (approximate daily consumption rates)

ANIMALS	Litres/Head/Day	Peak Flow Litres/Head/Hour
Sheep:		
Ewes	4	0.40
Lambs	2.5	0.25
Cattle:		
Cows in milk	70	14.0
Beef cattle	45	7.5
Calves	25	4.2
Horses:		
Working	54	5.4
Grazing	36	3.6
Pigs:		
Brood sows	25	2.5
Mature pigs	10	1.0
	Litres/100 Birds/Day	Peak Flow Litres/Hour
Poultry:		
Laying hens	32	3.2
Pullets	18	1.8
Turkeys	54	5.4
Domestic:		
4 person household		920
Garden per m ²		4

Bar	Metres Head	KPa	PSI
6	60	600	87
8	80	800	116
9	90	900	131
12	120	1200	173
16	160	1600	232

1 Bar	=	14.564 PSI
1 PSI	=	6.89 KPa
1 KPa	=	0.145 PSI
100 KPa	=	1 Bar
1 mPa	=	1000 KPa
1m	=	10 KPa

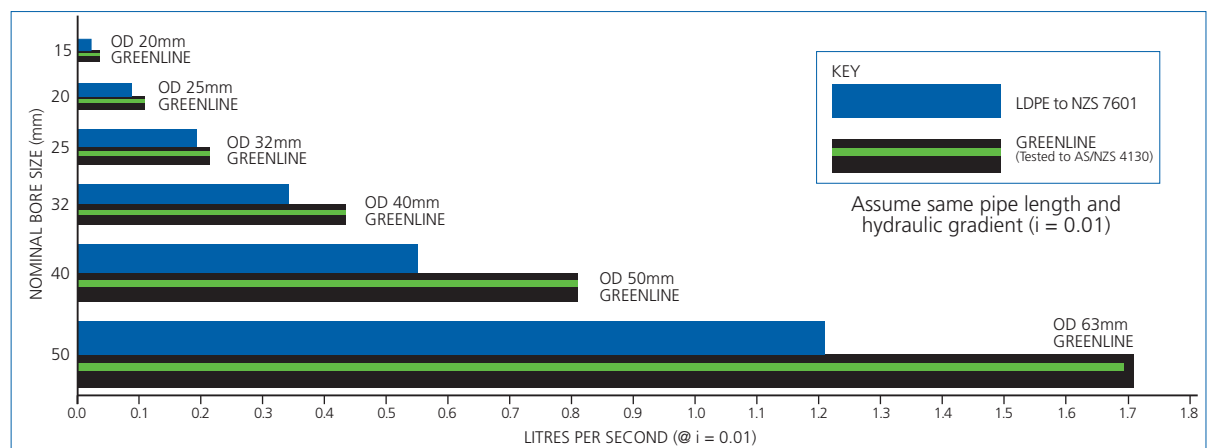


Iplex Pipelines' GREENLINE is a metric OD diameter polyethylene pipe (PE) manufactured to international standards. Polyethylene (PE) is a popular material for rural water reticulation, being lightweight, strong and durable. GREENLINE is a pipe system that has been specifically developed to suit today's modern farming practices. It is a reliable, economical system which maintains a consistent pressure rating across a range of pipe diameters. The GREENLINE system uses the technically superior PLASSON range of compression pipe fittings.

FEATURES AND BENEFITS

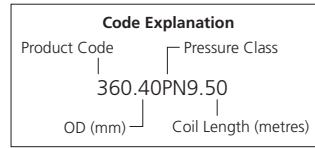
- Efficient** GREENLINE transports more litres per metre and has a larger bore size compared to traditional LDPE pipe.
- Reliable** GREENLINE is a reliable and economical system that maintains a consistent pressure rating across a range of pipe diameters. GREENLINE is rated 9 bar in 20mm and 8 bar in 25mm and 32mm diameters.
- Flexible** GREENLINE is a metric OD diameter pipe that is light-weight, strong and flexible.
- Suitable** GREENLINE is suitable for use with in-line bloat dispensing systems, based on testing in accordance with ASTM D 1693 "Environmental Stress Crack Resistance".
- Compatible** The GREENLINE system is easily connected to existing high density (HDPE) and low density (LDPE) polyethylene pipes as well as PVC and GWI systems, using threaded fittings or a PLASSON Universal Coupling (code 2512).
- Versatile** GREENLINE, when used in conjunction with our comprehensive and technically superior range of PLASSON compression pipe fittings, builds a total system. PLASSON fittings are easy to assemble – there's no need for special tools or hot water. When correctly assembled, PLASSON fittings won't pull apart around troughs and gateways even when kicked or trodden on. PLASSON fittings are simple to use and have been put to the test, with years of demanding use in agricultural applications in New Zealand and throughout the world.
- Durable** GREENLINE is manufactured from tough polyethylene.
- Visible** The three permanent green stripes on GREENLINE ensure instant identification.
- Economical** GREENLINE is available in 3 different coil lengths (50, 100 and 200 metres) to suit a wide range of applications.
- Quality** GREENLINE is manufactured in New Zealand by Iplex Pipelines using a Quality Management System accredited to AS/NZS ISO 9001:2008.
GREENLINE is tested to AS/NZS 4130:1997 - "PE Pipes for Pressure Applications".

Flow rate comparison



HPPE PRESSURE PIPE

360 Series

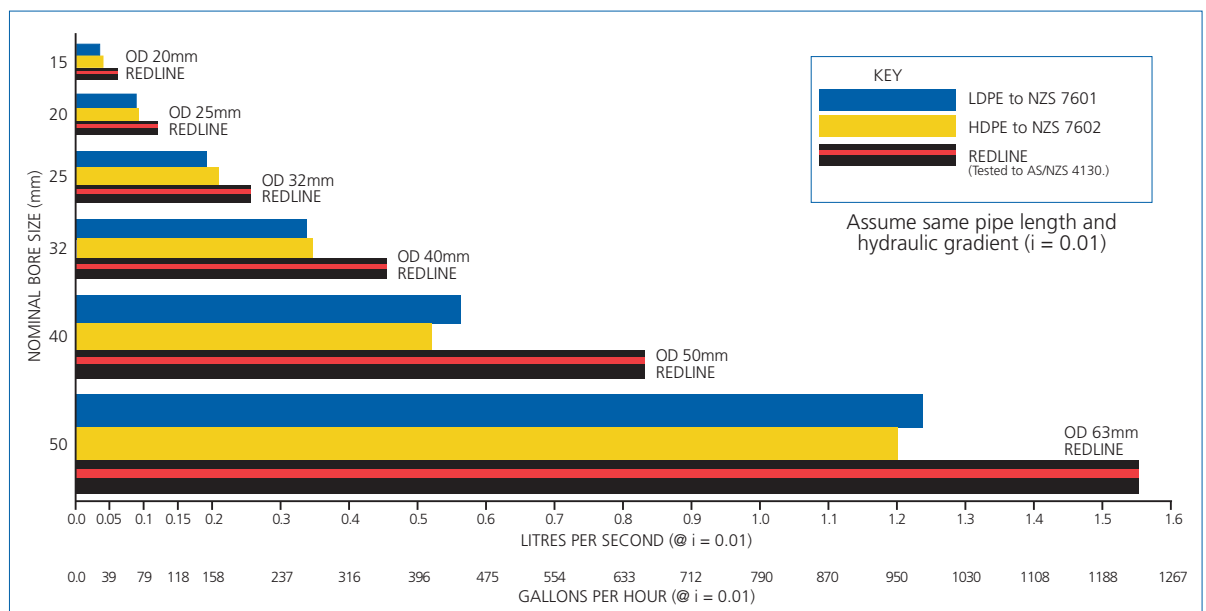


REDLINE™ is a metric pipe made from flexible, PE100 high performance polyethylene (HPPE) to international standards. Iplex Pipelines' REDLINE™ is a reliable, economical system which maintains a consistent pressure rating across a range of pipe diameters. A popular material for urban and rural water supplies, HPPE is lightweight, strong and flexible. The REDLINE™ system uses the technically superior PLASSON range of compression fittings.

FEATURES AND BENEFITS

- Efficient** REDLINE™ transports greater volumes of water more efficiently than either the same nominal sized HDPE or LDPE pipe.
 - Reliable** REDLINE is a reliable and economical system that maintains a consistent pressure rating across a range of pipe diameters. REDLINE™ is rated to 12.5 bar in diameters 20mm and 25mm.
 - Flexible** REDLINE™ is a high performance polyethylene pipe that is light-weight, strong and flexible.
 - Suitable** REDLINE™ is suitable for use with in-line bloat dispensing systems.
 - Compatible** The REDLINE™ system is easily connected to existing high density (HDPE) and low density (LDPE) polyethylene pipes as well as PVC and GWI systems using threaded fittings or a PLASSON Universal Coupling (code 2512).
 - Versatile** REDLINE™, when used in conjunction with our comprehensive and technically superior range of PLASSON compression pipe fittings, builds a total system. Our fittings are simple to use and have been put to the test, with many years of demanding use in agricultural and mining applications in New Zealand, Australia and throughout the world.
 - Durable** REDLINE™ is made from tough high performance polyethylene.
 - Economical** REDLINE™ is available in three different coil lengths (50, 100 and 200 metres) to suit a wide range of applications.
 - Visible** The three permanent red stripes on REDLINE™ ensure instant identification.
 - Quality** REDLINE™ is manufactured in New Zealand by Iplex Pipelines using a Quality Management System accredited to AS/NZS ISO 9001:2008.
- REDLINE™ is tested to AS/NZS 4130:1997 - "PE Pipes for Pressure Applications".

Flow rate comparison

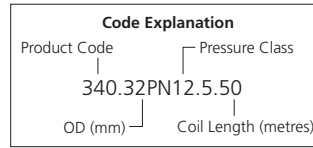


ruralblack

12.5 Bar

HPPE PRESSURE PIPE

340 Series



RURAL BLACK is a metric pipe made from flexible, PE100 high performance polyethylene (HPPE) to international standards. Iplex RURAL BLACK is a reliable, economical system which maintains a consistent pressure rating across a range of pipe diameters. A popular material for urban and rural water supplies, HPPE is lightweight, strong and flexible.

The RURAL BLACK system uses the technically superior PLASSON range of compression fittings.

Excellent Reasons to Specify RURAL BLACK:

RURAL BLACK is:

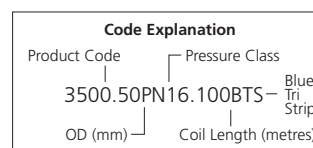
- Efficient - Coiled pipe is more efficient to install on farm.
- Flexible - Reliable and economical system that has a constant 12.5 bar pressure rating across the range of pipe diameters.
 - Structural pipe work - available in straight 6-metre lengths in diameters 32mm, 40mm and 63mm for ease of forming pipework around tanks, troughs and farm buildings.
- Suitable - RURAL BLACK is suitable for use with in-line bloat dispensing systems.
- Compatible - Connects easily to other pipe systems through the use of BSP threaded fittings or a PLASSON Universal Coupling (code 2512).
- Versatile - RURAL BLACK when used with PLASSON compression fittings builds a total system.
- Durable - RURAL BLACK is made from tough high performance polyethylene.
- Economical - RURAL BLACK is available in three different coil lengths (50, 100 and 200 metres) 32mm, 40mm & 63mm RURAL BLACK is also available in 6-metre lengths for straight pipe connections to tanks & troughs.
- Quality - Pipe is manufactured and tested to AS/NZS 4130:1997 - "PE Pipes for Pressure Applications".
 - RURAL BLACK is manufactured in New Zealand by Iplex Pipelines using a Quality Management System accredited to AS/NZS ISO 9001:2008.

blackline

16 Bar

HPPE PRESSURE PIPE

3500 BTS Series



BLACKLINE PN16 is a metric pipe made from PE100 high performance polyethylene (HPPE) to international standards. Iplex BLACKLINE PN16 has been specifically developed to work in higher pressure situations such as occur on steeper country. Together with PLASSON compression fittings, BLACKLINE PN16 offers the farmer a new flexibility in design choice.

Excellent Reasons to Specify BLACKLINE PN16:

BLACKLINE PN16 is:

- Efficient - Coiled pipe is more efficient to install on farm.
- Flexible - Reliable and economical system that has a constant 16 bar pressure rating across the range of pipe diameters.
- Suitable - BLACKLINE PN16 is suitable for use with in-line bloat dispensing systems.
- Compatible - Connects easily to other pipe systems through the use of BSP threaded fittings or a PLASSON Universal Coupling (code 2512).
- Versatile - BLACKLINE PN16 when used with PLASSON compression fittings builds a total system.
- Durable - BLACKLINE PN16 is made from tough medium density polyethylene.
- Visible - The three permanent blue stripes on BLACKLINE PN16 ensure instant identification.
- Quality - Pipe is manufactured and tested to AS/NZS 4130:1997 - "PE Pipes for Pressure Applications".
 - BLACKLINE PN16 is manufactured in New Zealand by Iplex Pipelines using a Quality Management System accredited to AS/NZS ISO 9001:2008.

blackline^{HP}

HPPE PRESSURE PIPE

20^{Bar}
& 25^{Bar}

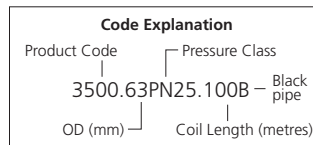
3500 B Series

The BLACKLINE HP system is a range of high pressure polyethylene pipe and ductile iron fittings designed to offer a flexible pipeline solution for water reticulation pipes operating up to 20 and 25-bar. BLACKLINE HP pipe is manufactured from tough and durable High Performance Polyethylene (HPPE),

in metric OD diameters 63mm, 90mm and 110mm and coil lengths 50-metre and 100-metre. BLACKLINE HP fittings are mechanical Ductile Iron (D.I.) fittings, which have a series of sharp machined teeth, specifically designed to positively grip HPPE pipe, while the C-shaped gasket forms a water seal. The "shouldered" BLACKLINE HP Transition Coupling used in conjunction with a BLACKLINE HP Universal Flange Adapter or Stainless Steel Threaded Adapter, make this system easy to connect to other types of pipes, valves and pumps.

Now contractors and farmers alike, have an option other than traditional metal pipes joined together in lengths by threaded couplings or butt-welding PE pipe in remote areas, with the hassles and expense involved in this process.

The Iplex BLACKLINE HP system delivers an affordable and practical solution for high pressure water reticulation schemes.



Excellent Reasons to Specify BLACKLINE HP

BLACKLINE HP is:

- Efficient - Supplied in 50-metre and 100-metre coils, using BLACKLINE HP pipe reduces the amount of expensive and time consuming joints required
- Flexible - The BLACKLINE HP (20-bar & 25-bar) high-pressure PE pipe and Ductile Iron (D.I.) fittings system offers an affordable, flexible and easy to connect pipeline choice
- Suitable - BLACKLINE HP is suitable for use with in-line bloat dispensing systems
- Compatible - BLACKLINE HP mechanical fittings are easy to use and readily adaptable to either flanged or threaded joints, for quick coupling to other types of pipes, pumps and valves
- Versatile - BLACKLINE HP is manufactured from flexible High Performance Polyethylene (PE100), making it cheaper and easier to install than rigid pipes that require costly fittings and thrust blocks for changes in pipeline direction
- Durable - High Performance Polyethylene is a tough pipe material designed to provide a long service life
- Quality - BLACKLINE HP pipe is manufactured and tested to AS/NZS 4130: "PE Pipes for Pressure Applications"
- BLACKLINE HP pipe is manufactured in New Zealand by Iplex Pipelines using a Quality Management System accredited to AS/NZS ISO 9001:2008.
- BLACKLINE HP D.I. fittings conform to the ASTM and AWWA standards
- BLACKLINE HP fittings are manufactured in a production facility certified to ISO 9001

Assembly Instructions

BLACKLINE HP Ductile Iron fittings are designed to provide a fast and easy way to mechanically join High Performance Polyethylene (HPPE) pipe, up pressure rating PN25 (25-bar). Note: BLACKLINE HP fittings are not intended for use on other types of pipe.



1. Marking: Use a pen and tape measure to place marks 25mm from the end of each pipe.



2. Gasket Mounting: Using a silicone based lubricant; slip the gasket over the pipe ends and center the gasket between the marks. Ensure the pipe ends are butted together.



3. Fitting Assembly: Place the housing over the gasket and insert bolts. Then tighten the nuts by hand.



4. Tightening Nuts: Using an appropriate tool, tighten the nuts sequentially until the fittings' housing bolt pads meet, metal to metal.

Specifications - Fittings

Product Code	Description	Pipe OD (mm)			Appearance
DIC63PE	Ductile Iron Coupling 63mm PN25	63			
DIC90PE	Ductile Iron Coupling 90mm PN25	90			
DIC110PE	Ductile Iron Coupling 110mm PN25	110			
Product Code	Description	Pipe OD (mm)			
DITC63PE	Ductile Iron Transition Coupling 63mm PN25	63			
DITC90PE	Ductile Iron Transition Coupling 90mm PN25	90			
DITC110PE	Ductile Iron Transition Coupling 110mm PN25	110			
Product Code	Description	Pipe OD (mm) x BSP "			
SSMTA50	Stainless Steel Male Threaded Adapter 50mm BSP PN25	63 x 2"			
SSMTA80	Stainless Steel Male Threaded Adapter 80mm BSP PN25	90 x 3"			
SSMTA100	Stainless Steel Male Threaded Adapter 110mm BSP PN25	110 x 4"			
Product Code	Description	Pipe OD (mm)	PCD (mm)	Hole Number	
DIUFA50	Ductile Iron Universal Flange Adapter 50mm PN25	63	120 - 125	4	
DIUFA80	Ductile Iron Universal Flange Adapter 80mm PN25	90	150 - 160	8	
DIUFA100	Ductile Iron Universal Flange Adapter 100mm PN25	110	175 - 191	8	

FACT SHEET

	Greenline (370 Series)		Redline™ (360 Series)		Rural Black (340 Series)		BlacklinePN16 (3500 BTS Series)		BlacklineHPPN20 (3500 B Series)		BlacklineHPPN25 (3500 B Series)		
	Bar	PSI	Bar	PSI	Bar	PSI	Bar	PSI	Bar	PSI	Bar	PSI	
Pressure Rating *	20	9	131	12.5	182	X	X	X	X	X	X	X	
	25	8	116	12.5	182	X	X	16	233	X	X	X	
	32	8	116	9	131	12.5	182	16	233	X	X	X	
	40	6.3	91	9	131	12.5	182	16	233	X	X	X	
	50	6.3	91	9	131	12.5	182	16	233	X	X	X	
	63	6.3	91	9	131	12.5	182	16	233	20	291	25	364
	75	X	X	X	X	12.5	182	16	233	X	X	X	X
	90	X	X	X	X	12.5	182	16	233	20	291	25	364
	110	X	X	X	X	12.5	182	16	233	20	291	25	364
Mean Internal Diameter (mm)	20	16.7		16.7		X		X		X		X	
	25	21.7		21.1		X		20.2		X		X	
	32	28.3		28.3		27.0		26.0		X		X	
	40	36.1		35.5		33.8		32.3		X		X	
	50	45.1		44.5		42.4		40.5		X		X	
	63	56.9		56.1		53.3		51.0		48.2		45.01	
	75	X		X		63.7		61.0		X		X	
	90	X		X		76.5		73.1		69.01		64.5	
	110	X		X		93.3		89.4		84.5		78.6	
Standard Coil Sizes (M)	25	X		X		X		✓		X		X	
	50	✓		✓		✓		✓		✓		✓	
	100	✓		✓		✓		✓		✓		✓	
	200	✓		✓		✓		X		X		X	
Pipe Material	Bloat resistant	✓		✓		✓		✓		✓		✓	
	PE100 (HPPE)	✓		✓		✓		✓		✓		✓	

*Maximum operating pressure at 20°C

Technical Specifications

OPERATING TEMPERATURE

-10°C to + 60°C*

*Pressure derating must be applied for operating temperatures above 20°C.

MINIMUM COLD BENDING RADII (M)

(=22 x OD)	20°C	0°C
PIPE OD (mm)	(m)	(m)
20	0.44	1.0
25	0.55	1.2
32	0.71	1.6
40	0.88	2.0
50	1.10	2.5
63	1.39	3.2

INSTALLATION

Mole-ploughing

These pipes can be installed by the mole-plough method providing that the mole-plough is specifically designed and maintained for this application and will not subject the pipe to stretching, scoring or any other damage during installation.

Depth of cover

These pipes should be laid at a sufficient depth to protect them from damage by normal agricultural/horticultural cultivation or other operations. It makes good sense to record the location of buried pipes so they can be located again as needed.

These pipes are not suitable for use:*

- 1 As a conductor used for earthing electrical appliances.
- 2 In all fire rated applications.
- 3 For continuous service above 20°C internal or external temperature, where provision for pressure derating appropriate to the temperature has not been made.

NOTE: Iplex Pipelines' strongly recommend that these systems be buried in service to give protection from high climatic temperatures, ultra-violet light and physical damage. High climatic temperatures may reduce the pipe's pressure rating.

* Suitability for conveying a wide range of chemicals is tabulated in the Iplex Pipelines' POLIPLIX Polyethylene Pipe Design Textbook and also in our publication, "A Guide to Chemical Resistance of Thermoplastics and Elastomeric Materials".

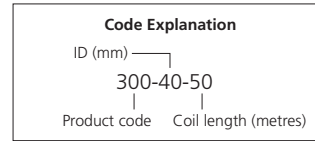
alkathene™

Variable Pressure ratings

LDPE PRESSURE PIPE

300 Series

A name to depend on



ALKATHENE™ is manufactured from a “new generation” low density polyethylene material, improving the pipes performance characteristics. It’s robust wall section and flexibility make it a reliable choice for on farm day to day water reticulation needs.

PRODUCT CODE	PIPE SIZE OD (mm)	MEAN BORE ID (mm)	PRESSURE RATING*		STANDARD COIL SIZES (m)			
			(BAR)	(PSI)	25	50	100	200
300.15	17	12.8	9.7	141	✓	✓	✓	✓
300.20	25	19.0	9	131	✓	✓	✓	✓
300.25	31	25.3	8	116	✓	✓	✓	✓
300.32	38	31.1	7	102	✓	✓	✓	✓
300.40	44	37.5	6	87	✓	✓	✓	✓
300.50	57	50.0	5	73	✓	✓	✓	✓

*Maximum operating pressure at 20°C

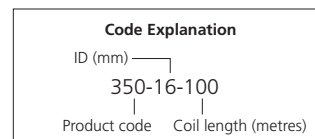
Excellent Reasons to Specify ALKATHENE™:

- Economical** Good flexibility, due to the “new generation” LDPE material makes ALKATHENE™ easy to uncoil and fast to install
- Flexible** Higher pressure rating than traditional LDPE manufactured to NZS 7601. ALKATHENE™ can be used in a wider range of applications
- Suitable** Resistant to bloat remedies, tested in accordance with ASTM D 1693 “Environmental Stress Crack Resistance”. ALKATHENE™ is suitable for use with in-line bloat remedy dispensing systems
- Durable** Robust wall section, makes ALKATHENE™ resistant to kinking and able “to take the knocks”
- Compatible** Fully approved by Hansen Products (NZ) Ltd. for use with Hansen Polyethylene Pipe Fittings
- Quality** The outside diameter of ALKATHENE™ is conformant to NZS 7601. ALKATHENE™ is manufactured from pre-compounded LDPE, ensuring consistent carbon black dispersion to maximise ALKATHENE’s ability to withstand UV degradation. ALKATHENE™ is manufactured in New Zealand by Iplex Pipelines using a Quality Management System accredited to AS/NZS ISO 9001:2008.

novatube

HORTICULTURAL LATERAL TUBE

350 Series



5 Bar



NOVATUBE is a low density polyethylene pipe designed specifically for use in low pressure horticultural and viticultural irrigation lateral applications. Novatube is manufactured from pre-compounded LDPE, ensuring consistent carbon black dispersion to maximise Novatube’s ability to withstand UV degradation.


PRODUCT CODE	MEAN BORE ID (mm)	PIPE SIZE OD (mm)	PRESSURE RATING*		STANDARD COIL SIZES (m)			
			(BAR)	(PSI)	100	200	300	400
350.13	13.1	15.3	5	73	✓	✗	✗	✓
350.16	16.3	18.9	5	73	✓	✗	✗	✓
350.19	19.0	22.0	5	73	✓	✗	✓	✗
350.25	24.9	28.7	5	73	✓	✓	✗	✗

*Maximum operating pressure at 20°C

Excellent Reasons to Specify PLASSON:

Efficient	forms a fast, end load resistant, watertight joint, with no bore restriction.
Compatible	with GREENLINE, REDLINE™, RURAL BLACK, BLACKLINE PN16 and ALKATHENE™ 20mm and 25mm diameters.
Versatile	range allows joints to be formed with other pipe materials by way of male and female couplings with BSP threads or PLASSON Universal Coupler (code 2512).
Durable	manufactured from a high impact resistant polypropylene material.
Economical	rapid assembly, push-fit and tighten. PLASSON fittings from 20mm to 63mm diameter do not require to be disassembled before making a connection.
Quality	manufactured and tested to AS/NZS 1460 "Fittings for polyethylene (PE) pipe for pressure applications".

Assembly Instructions (20mm - 63mm)*



GENERAL INSTRUCTIONS

Follow these assembly instructions for a leak proof connection to last a lifetime. Before assembly ensure:

- That the end of the pipe to be inserted into the fittings is free of scratches and other imperfections.
- That both the end of the pipe and the fitting itself are clean of sand, mud, stones, etc.
- Do not overtighten nut when closing. NEVER use wrenches or spanners with handle lengths longer than 46cm – excessive torque during tightening can spread nut cone and result in pull outs.
- If fittings are reused, ensure split ring is sharp and bites into pipe to avoid pull outs. Alternatively replace split ring.

Note: We strongly recommend the use of PTFE tape in threaded connections.

1. Cut the pipe square and remove burrs. It is good trade practise to both chamfer (with a file or chamfering tool) and lubricate (use Medlube or an approved equivalent) the pipe ends. Chamfering and lubrication will ease insertion, however these steps are optional.

2. Undo the nut up to the last thread. Do not remove nut from body.

3. Twist the pipe into the fitting through the nut and split ring until it meets the first resistance – pushing against the captive O-ring. Push and twist the pipe past the O-ring until it stops at pipe stop inside the fitting – the final stop.

4. Firmly hand tighten nut. Use a wrench for a further half turn past hand tight for final tightening of fittings diameters 40mm and greater.

The full hydraulic seal is achieved when the pipe passes through the O-ring. Nut tightening is only to achieve pullout resistance – the hydraulic seal is automatically created when the pipe is pushed past the captive O-ring.

* Contact your local Iplex Pipelines Sales Office for PLASSON assembly instructions for 75mm and 90mm diameter fittings

High quality polypropylene valves adding to the range and versatility of PLASSON fittings.

QUICK COUPLING VALVE*

Ordering Code	Size mm
2711	20 (3/4")
2712	25 (1")

(Used with 2713)

*10 Bar Rating




- instant on/off water supply valve
- compatible with GREENLINE, REDLINE™ and ALKATHENE™ pipes
- ideal for wash down areas and filling spray tanks

VALVE*

Ordering Code	Size mm
2731	20 (3/4")
2732	25 (1")

*10 Bar Rating




- economical BSP female threaded valve
- small size and rugged polypropylene body make it ideal for use around the farm.

RISER KEY*

Ordering Code
2713

(Used with 2712)

*10 Bar Rating



- bayonet type fitting used on end of hose to turn on PLASSON quick coupling valves

COMPRESSION STOPCOCK*

Ordering Code	Size mm
2741.20	20mm
2741.25	25mm
2741.32	32mm

*16 Bar Rating




- direct connection to GREENLINE, REDLINE™, RURAL BLACK and 20mm and 25mm ALKATHENE™ pipe
- no more leaking threaded joints
- cost effective – do away with threaded adapters, to connect valve to the pipe.

ANGLE SEAT VALVE*

Ordering Code	Size mm
2735.32	32 (1 1/4")
2735.40	40 (1 1/2")
2735.50	50 (2")

*8 Bar Rating



- economical BSP male threaded valve
- rugged polypropylene construction to take the knocks
- full-bore flow performance when the valve is open

CHECK VALVE INSERT*

Ordering Code	Size mm
2720-25	25mm

*16 Bar Rating



- check valve designed to be inserted into 25mm PLASSON fittings
- compatible with REDLINE™, RURAL BLACK, BLACKLINE PN16 and 20mm ALKATHENE™ pipes
- used for backflow protection.

VALVE BOX

Ordering Code	Size mm
193*	155mm x 200mm x 200mm high
193LIDGR**	155mm x 200mm
193LIDBL***	155mm x 200mm

*Valve box only - no lid
** Green lid
*** Blue lid



- house and protect valves and meters
- tough polyethylene construction
- snap on lid for easy access
- colour coded lids for asset identification

Technical Specifications

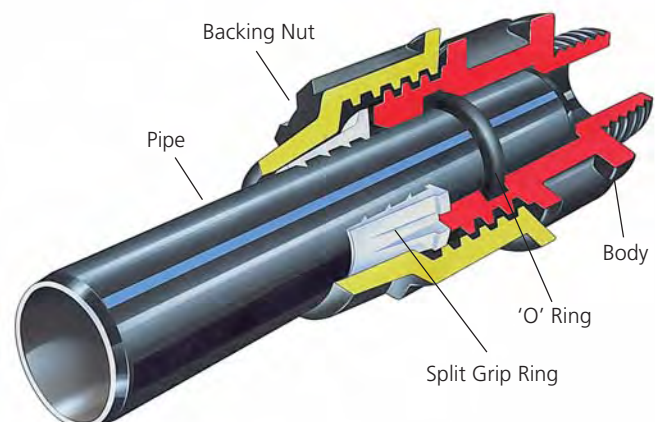
Fittings

- Body – polypropylene – food grade polymer
- Backing nut – polypropylene – food grade polymer
- Split ring – acetyl
- 'O' ring – nitrile rubber (70 Shore A.NBR)

Saddles

- Reinforcing ring on BSP threaded outlets – stainless steel
- Nuts – stainless steel
- Bolts – stainless steel
- Threads – B.S.P. standard

Maximum operating pressure at 20°C	
PLASSON	16 Bar



Pasture Management Systems

How important is good land drainage?

Investment in land drainage leads to better utilisation of other farm inputs. The benefits are long proven and numerous...

Improved pasture growth/crop yields

- higher soil temperatures extend growth season and increase kilograms of dry matter produced
- encourages root system development, improving yields and developing sturdier, well rooted plants more resistant to high winds and drought
- contributes to improved soil structure through encouraging worm activity
- better utilisation of pasture/crop management inputs, such as fertiliser and herbicides
- land dries more uniformly encouraging crops to germinate and emerge consistently

Increase in productive pasture area

- decrease in areas subject to pugging maximises productive area
- ability to do away with some open culverts by installing larger diameter subsurface drainage increases productive area

Improved animal health

- drier paddocks decrease stock health problems and provide improved conditions for lambing and calving

Increased land value

- Improved mobility around farm
- better operating conditions for farm machinery

Environmentally friendly

- Reduces surface compaction decreasing run-off to open waterways

Things to consider

- What is the return on investing in well drained land?
 - better yields
 - longer growth season
 - maximising returns from fertiliser inputs

- What cost reductions in hay and supplements could be expected by improving pasture production potential through land drainage?
- Benefits of a drainage system designed around Nexus™ technology - improved design options based around the increased flow capacity of Nexus™.

Desired Outcome

A land drainage system designed around your farm's requirements which maximises the land's production potential.



nexus flo™

PE LAND DRAINAGE PIPE (smooth bore)

go with the flow

Code Explanation	
Product code	Coil length (metres)
NEXUS110.100	
	OD (mm)





Nexus Series (punched) - Nexuscoil Series (unpunched)

NEXUS™ is a double wall polyethylene pipe, combining a smooth inner wall with a corrugated outer wall. During manufacture, the two walls are welded together. This results in a high stiffness wall section with smooth bore flow performance. NEXUSFLO is punched while NEXUSCOIL is unpunched. NEXUS™ is available in standard diameters 110mm, 160mm as well as a new 200mm diameter.

FEATURES AND BENEFITS

- Efficient** NEXUS™ smooth bore construction improves flow characteristics leading to earlier peak flow results.
- Reliable** NEXUS™ smooth bore construction maintains a high water velocity in the pipe, making it self cleaning and less prone to silting.
- Flexible** NEXUS™ corrugated outer wall and polyethylene construction give it excellent flexibility and strength.
- Compatible** NEXUS™ is compatible with NOVAFLO™ and NOVACOIL as well as a number of PVC pipeline products manufactured by Iplex Pipelines.
- Versatile** NEXUS™ is available in the standard diameters 110mm, 160mm as well as 200mm. The new 200mm diameter allows the possibility of designing open culverts out of some land drainage schemes thereby increasing productive area. NEXUS™ is available in lengths as well as a large range of coil sizes and together with a range of compatible fittings provide drainage solutions for a wide range of situations.
- Suitable** NEXUS™ smooth bore construction allows installation in lower gradient situations.
- Durable** The double wall construction of NEXUS™ allows Iplex Pipelines to offer a guaranteed stiffness resulting in a more robust product.
- Economical** The improved flow characteristics brought about by NEXUS™ smooth bore technology can lead to savings by:
 - increasing drainage row spacings
 - decreasing pipe diameter in low gradient situations
 - decreasing pipe diameter through better hydraulic performance.
 NEXUS™ light-weight and ease of handling makes it cost effective to install.
- Quality** NEXUS™ technology offers the New Zealand land drainage market a new level of performance. NEXUS™ is manufactured in New Zealand by Iplex Pipelines using a Quality Management System accredited to AS/NZS ISO 9001:2008.
- Visible** Colour coded for easy identification

PRODUCT RANGE

	Diameter OD (mm)	Length or Coil Size (metres)	Colour of pipe & stripe
NEXUSFLO (Punched)	110	15, 30, 50, 100, 450	
	160	45, 185	
	200	5, 29, 120	
NEXUSCOIL (Unpunched)	110	15, 30, 50, 100, 450	
	160	45, 185	
	200	29, 120	

How to lay Nexus

NEXUSFLO can work effectively on low gradients. The minimum grade (slope) allowed for trench and pipe should be as follows:

NEXUSFLO nominal OD (mm)	Min. recommended gradient (%)*	Min. recommended gradient (m)*	Min. recommended gradient (m)
Existing corrugated Novaflo™			
110	0.1	1 in 1000	1 in 400
160	0.07	1 in 1500	1 in 1000
200	0.05	1 in 2000	n/a

*Based upon minimum recommended flow velocity of 0.2m/sec (small risk of silting from clay particles and fine silts). Where coarse silts or fine sands could enter the pipe, steeper gradients and higher minimum flow velocities should be used. Designers and installers of NEXUSFLO systems should refer to NZAEI Guide to Subsurface Land Drainage – May 1988 for more information.

Guaranteed Strength

NEXUSFLO offers a guaranteed stiffness* criteria, resulting in good load bearing resistance in ground.

* Tested to AS2439 part 1 'class 200'.


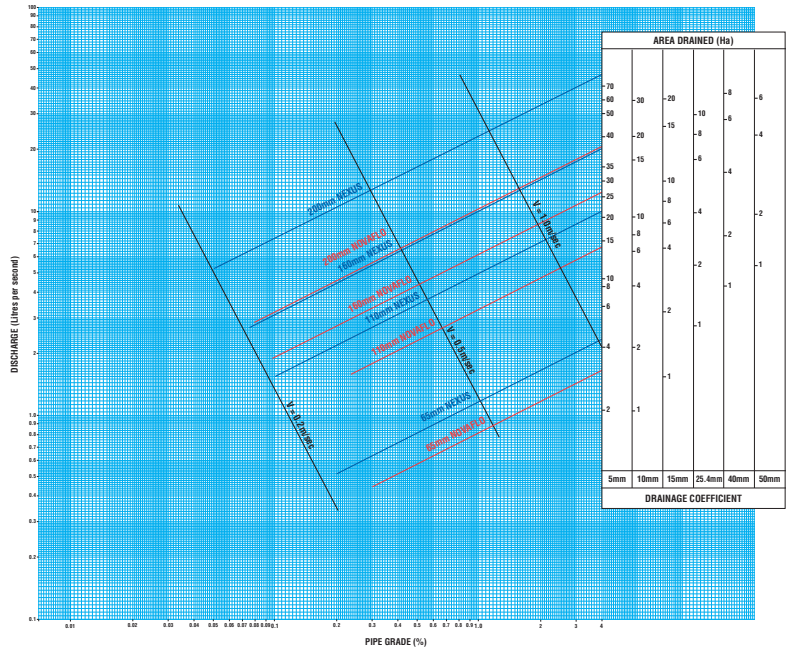
nexus flo™

PE LAND DRAINAGE PIPE (smooth bore)

NEXUS & NOVAFLO PIPEDRAINAGE CHART

ADVANTAGES OF FASTER LAND DRAINAGE

Recent Massey University tests have for the first time quantified the improved flow results achieved by NEXUS™ land drainage pipe compared to NOVAFLO™. Smooth bore NEXUS™ provides a less turbulent water flow through the pipe than the corrugated bore NOVAFLO™. This results in higher flow velocity, which translates to a greater volume of flow than for NOVAFLO™ given the same installation parameters.



Faster drainage - why is it so important?

Higher flow velocity - reduced chance of silting

- less maintenance
- longer service life

Greater volume - faster and drainage

- less short term pasture damage - more palatable grazing
- faster pasture recovery
- less long term soil damage (compaction) - improved surface drainage
- more pasture growth (kgDMI/h)
- reduced duration of water logging in the root zone
- more pasture growth (kgDMI/h)
- more flexibility in stock placement during wet months
- easier farm management.

160mm NEXUSFLO delivers 69% greater flow than 160mm NOVAFLO™...

110mm NEXUSFLO delivers 49% greater flow than 110mm NOVAFLO™!

Summary of flow comparison between NEXUSFLO and NOVAFLO™

- 110mm NOVAFLO™ + 49% extra flow = 110mm NEXUSFLO performance
- 110mm NEXUSFLO + 38% extra flow = 160mm NOVAFLO™ performance
- 160mm NOVAFLO™ + 69% extra flow = 160mm NEXUSFLO performance
- 160mm NEXUSFLO + 83% extra flow = 200mm NEXUSFLO performance

novaflo™

SINGLE WALL PUNCHED LAND DRAINAGE PIPE

400 Series (punched)
500 Series (unpunched)

Code Explanation	
Product code	Coil length (metres)
400-110-100	
	OD (mm)







NOVAFLO™ is a single wall corrugated high density polyethylene land drainage pipe. NOVAFLO™ has been a leading brand name in the rural New Zealand land drainage market for over twenty years. During this time farmers have learned to rely on this quality product for delivering excellent drainage results. Such proven benefits as improved soil structure, larger root systems, better fertiliser uptake and reduction in surface pugging has made the use of NOVAFLO™ an integral part of the New Zealand farmer's search for greater productivity. Novacoil is the unslotted version of NOVAFLO™.

FEATURES AND BENEFITS

- Economical** NOVAFLO™'s single wall construction, light weight and ease of installation, makes this product the cost effective choice for land drainage.
- Reliable** NOVAFLO™ has a long track record of being a quality product in New Zealand.
- Durable** NOVAFLO™ is made from tough high density polyethylene.
- Flexible** NOVAFLO™'s single wall corrugated construction gives it excellent flexibility and strength.
- Versatile** NOVAFLO™ and NOVACOIL's diameter and coil size range, together with a range of compatible fittings, provide drainage solutions for a wide range of situations.
- Compatible** NOVAFLO™ and NOVACOIL are compatible with the NEXUS™ range of pipe as well as a number of PVC pipeline products manufactured by Iplex Pipelines.
- Quality** NOVAFLO™ and NOVACOIL are manufactured in New Zealand by Iplex Pipelines using a Quality Management System accredited to AS/NZS ISO 9001:2008.
- Visible** NOVAFLO™ and NOVACOIL are colour coded for easy identification.

PRODUCT RANGE

	Diameter OD (mm)	Length of Coils (metres)	Colour of pipe & stripe
NOVAFLO™ (Punched)	65	15, 30, 150	Black, no stripe
	110	15, 30, 50, 100, 450	
	160	15, 45, 185	
NOVACOIL (Unpunched)	65	15, 30, 150	Black with white stripe
	110	15, 30, 100	
	160	15, 45	

NEXUS™/NOVAFLO™ FITTINGS

Compatible range of PVC and PE fittings designed for use with the NEXUS™ and NOVAFLO™ range of pipes.

45° JUNCTION	
SIZE (mm)	ORDER CODE
110x45°	104.100.45
160x45°	704.150.45
160x110x45°	704.150.100.45

LEVEL INVERT	
SIZE (mm)	ORDER CODE
160x110	123.150.1105

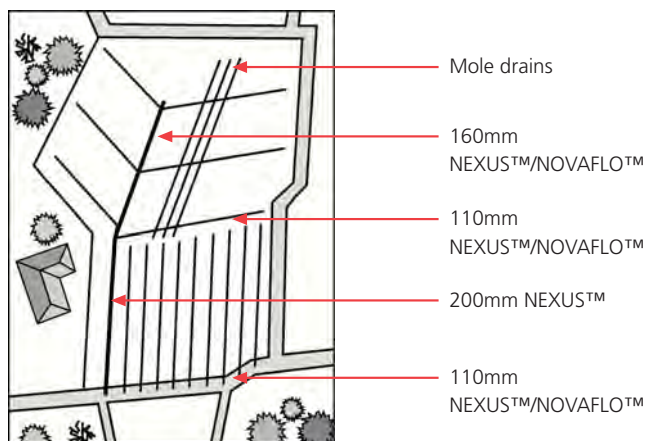
COUPLER	
SIZE (mm)	ORDER CODE
65	410.065

NEW COUPLER	
SIZE (mm)	ORDER CODE
110	420.110
160	420.160
200	420.200

END CAP	
SIZE (mm)	ORDER CODE
110	430.110
160	430.160

NEXUS™ and NOVAFLO™ Installation

How to install your NEXUS™ and NOVAFLO™



NEXUS™ and NOVAFLO™ complement existing drainage techniques, such as mole drainage; removing surplus water gathered by the mole network.

External Load Strength

As a corrugated product, NEXUS™ and NOVAFLO™ have excellent strength to resist external loads from either soil, backfill or vehicle loads provided it is installed correctly.



Lightweight and Versatile

The light weight and long coil lengths of NEXUS™ and NOVAFLO™ minimise the physical effort required to lay pipe. Reduced operator fatigue and significant transportation savings can be achieved.

Depth of Drainage

The maximum depth of burial in agricultural applications is not often limiting and is usually determined by the nature of the soil/water profile. For NEXUS™ and NOVAFLO™ the most crucial factors are trench width and bedding/haunching. No rule of thumb can be given and the best information is available in AS/NZS 2566.

Backfill

An envelope of granular aggregate around the drainage pipe improves the flow of soil water into the pipe by increasing the effective diameter of the drain and may under certain circumstances allow the spacing of drains to be increased.

In permeable soils, water flows into the drain mainly through entry points at the sides and bottom of the drain pipe. It is therefore particularly important that the gravel envelope should completely surround the drain pipe in order to be fully effective. Such an envelope can also act as a partial filter, hence reducing the ingress of fines. In soils where particles can be washed into the pipe, eventually causing silting, a fabric filter can be used to impede the ingress of these fines.

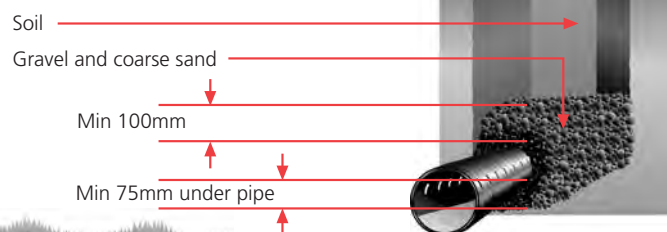
Flexibility

NEXUS™ and NOVAFLO™ pipe can be installed continuously around curves and bends, without the need for separate fittings, allowing NEXUS™ and NOVAFLO™ to be installed in continuous lengths.


Bedding and Backfill Alternatives

a. Standard installation in permeable non-sandy soils.

NEXUS™ and NOVAFLO™ encased in gravel and coarse sand envelope designed as a filter




b. Installation in fine sandy soils



c. Installation in an impermeable heavy subsoil, combined with mole drains



Retaining walls



Drain Spacing

The following table gives a guide for drain spacing proportional to drain depth and soil type. However, land utilisation factors such as paddock area, crop or tree spacing and vehicular access must all be considered. The standard design is a 20m spacing for cattle farm drainage and 60m for sheep grazed pasture.

Drain Spacing vs Soil Type

	Effective drainage distance Each side of pipe (m) at a Drain depth of		Permeability k*(cm/sec)	A General Description of Soil Permeability
	0.6 - 0.9m	0.9 - 1.2m		
Sand	15.2-22.9	22.9-45.7	10 ⁻²	medium/high
Sandy Loam	12.2-15.2	15.2-22.90	2.4 x 10 ⁻⁴	medium
Loam	10.7-13.7	12.2-15.2	4.7 x 10 ⁻⁵	medium/low
Clay Loam	6.1-9.1	7.6-10.7	1.2 x 10 ⁻⁵	low
Sandy Clay	5.3-6.1	6.1-7.6	5 x 10 ⁻⁶	very low
Clay	3.6-4.6	4.8-5.3	1.2 x 10 ⁻⁶ Thru 10 ⁻⁷	verylow practically impermeable

*k = coefficient of permeability

Dairy Shed Effluent **“Waste or Useful By-Product”**

Things to be considered

More and more dairy farmers have to look at installing land based dairy shed waste schemes these days. What has brought this sudden upturn in interest and what should the dairy farmer look at when considering effluent disposal?

What is the history of dairy shed effluent disposal in New Zealand?

It has been considered a waste product to be disposed of by the easiest and least expensive means possible with little consideration given to its value, utilization or the environmental effects.

Why has the thinking about the disposal of dairy shed effluent changed?

The Resource Management Act 1991 charged Regional Councils with preventing the pollution of water courses through promoting sustainable land management practices, e.g. encouraging “permitted” activities such as land drainage disposal recycling of dairy shed effluent.

What is the nutrient value of your dairy shed effluent?

Dairy shed effluent should be thought of as a liquid fertilizer containing significant amounts of nitrogen (N), phosphorus (P), potassium (K), sulphur (S) as well as trace elements. It also adds organic matter to the soil which helps increase earthworm activity.

What land area requirement is needed for a dispersal system?

The maximum utilization rate of 150kg of nitrogen per hectare per year is the limiting factor determining minimum land area requirements. Rotational cropping which also ensures all surplus potassium is removed can increase this utilization rate. Recommended land area per 100 dairy cows is 4.5 hectares.

What are buffer zones?

Dairy Industry legislation requires that effluent be disposed of at least 50 metres from a dairy shed and accompanying yards. Local bylaws and town planning ordinances can and do specify other minimum distances for sprayed dispersal from domestic buildings, streams, drains and public roads.

What should be considered when looking at effluent collection systems?

There are two types of collection systems, effluent sumps and effluent ponds.

- An effluent sump should be sized to accommodate the size of the herd and is located at the shed. The drawback of sumps

are that the dispersal process becomes a daily job, contingency measures have to be made for machinery failure or excessive rainfall and it is hard to target paddocks that have just been grazed.

- Effluent ponds should be sized to hold one week’s worth of dairy shed washdown. The advantage of a pond is that most dairy farms already have one, effluent dispersion can become a weekly job allowing a buffer for wet weather and machinery failure as well as offering the ability to target recently grazed paddocks.

What are the pipeline requirements for an effluent scheme?

Mainlines are either rigid Iplex PVC or Iplex flexible polyethylene pipe sized for the discharge flow and reticulation distance, installed below or above ground. Above ground polyethylene systems utilizing camlock type fittings are able to be moved and offer some savings in main line costs.

What are the choices in application systems?

There are three main means of land application, tanker/spreader, sprinkler/honey pot and self-propelled effluent applicator/travelling irrigator. Travelling irrigators have the benefit of being able to achieve low even application rates with a minimum of labour input.

What are the considerations in looking at a dairy shed effluent pump?

The choice of a dairy effluent pump hinges around selecting a pump capable of supplying the required pump duty for a given situation.

Why is an effluent management programme such an important part of the overall package?

Good management programmes ensure:

- Lowest possible application rate onto short pasture, which maximises nutrient utilization ensuring regrowth is clean and palatable.
- Rotation of application minimizes risk of disease transmission.
- Soil moisture levels are evaluated to optimise nutrient utilization.
- Nutrient monitoring through soil testing and herbage analysis help ensure nutrient levels are maintained to maximise pasture growth.

Desired outcome

An effectively managed effluent dispersal system that efficiently maximises the nutrient value of the effluent and meets the local authority’s dispersal requirements.

PE PRESSURE PIPE

2200 Series

Code Explanation	
Product Code	Coil length (metres)
2200-90PN8-100	
OD (mm)	Pressure class



Iplex Pipelines effluent pipe is a metric OD sized PE polyethylene (PE) pipe designed specifically for the disposal of dairy shed effluent. This pipe is typically installed above ground and jointed using camlock type fittings. This allows the pipe to be moved easily for discharge to specific paddocks. The robust nature and ease of handling of Iplex effluent pipe has made it an economical and effective choice for effluent dispersal. Iplex also manufacture a lilac coloured PVC pressure pipe, as an effluent main line alternative to PE pipe.

FEATURES AND BENEFITS

- Efficient** Iplex PE effluent pipe is easily installed and lends itself to efficient relocation. Rubber ring joint PVC effluent pipe is quick and easy to join.
- Reliable** Iplex PE effluent pipe has been well proven on New Zealand dairy farms.
- Compatible** Iplex effluent pipe is compatible with other PE and PVC pipeline systems, through the use of threaded and solvent cement joint fittings and camlock type fittings.
- Versatile** Iplex effluent pipe is available in a number of diameters and coil sizes. It is compatible with camlock fittings and PLASSON fittings. This range offers an effluent pipe solution for most applications whether it be used as a drag hose or as a main line. Iplex lilac coloured PVC effluent pipe allows installation without the need to handle large coils of PE pipe.
- Durable** Iplex effluent pipe is manufactured from tough PVC and Polyethylene for a long service life.
- Economical** Above ground installation of Iplex Pipelines polyethylene pipe is an efficient and economical solution to most effluent disposal needs. Iplex lilac coloured PVC effluent pipe provides a large bore for hydraulic efficiency.
- Quality** Iplex Pipelines PE effluent pipe is tested to AS/NZS 4130:1997 - "PE Pipes for Pressure Applications". Iplex PVC effluent pipe is dimensionally conformant to AS/NZS 1477 PVC pipe and fittings for pressure application Series 1. Iplex effluent pipe is manufactured in New Zealand by Iplex Pipelines using a quality system accredited to ISO 9002: 1987
- Visible** Three permanent lilac stripes on Iplex PE and a solid lilac colour on PVC effluent pipe ensure instant identification.

DESIGN SUMMARY

Listed below are the critical design components associated with three herd sizes and their effluent disposal systems.

Herd Size (Cows)	Recommended area required (hectares)	Pump duty	Sump size (m ³)	Mainline size (mm)	Effluent applicator	Average application rate (mm/yr)	Annual nutrient deposit (270 day milking season)		
							Nutrients		
							N	P	K
200	9.0	Min. flow 15m ³ /hr Min. head 34m	4.0	65mm PVC PN6 75mm PE PN6.3 or PN8	As required	33	1296.0 Kg	135.0 Kg	1674.0 Kg
400	18.0	Min. flow 15m ³ /hr Min. head 39m	6.0	65mm PVC PN6 75mm PE PN6.3 or PN8	As required	33	2592.02 Kg	270.0 Kg	3348.0 Kg
600	27.0	Min. flow 15m ³ /hr Min. head 40m	8.0	80mm or 100mm PVC PN8 90mm or 110mm PE PN6.3 or PN8	As required	34	3888.0 Kg	405.0 Kg	5022.0 Kg

PRODUCT RANGE

*Maximum operating pressure at 20°C

PE Product Code	Nominal OD (mm)	Mean ID (mm)	Standard Coil Sizes (metres)			Pressure Rating*		Application
			50	100	200	(Bar)	(PSI)	
2230.45PN5	51.1	44.0	✓	✓		5	72	Pod irrigation
2200.63PN6.3	63	56.9	✓	✓	✗	6.3	91	Drag hose/main line
2200.75PN6.3	75	65.8	✓	✓	✗	6.3	91	Main line
2200.75PN8	75	65.8	✓	✓	✗	8	116	Main line
2200.90PN6.3	90	81.3	✓	✓	✗	6.3	91	Main line
2200.90PN8	90	81.3	✓	✓	✗	8	116	Main line
2200.110PN8	110	96.5	✓	✓	✗	8	116	Main line

PVC Product Code	Nominal OD (mm)	Mean ID (mm)	Effective Length (metres)	Pressure Rating*		Application
				(Bar)	(PSI)	
Z822.80PN6.6 LILAC	88.9	82.3	6	6	87	Main line
Z822.100PN6.6 LILAC	114.3	107.8	6	6	87	Main line
Z822.80PN8.6 LILAC	88.9	82.1	6	8	116	Main line
Z822.100PN8.6 LILC	114.3	105.7	6	8	116	Main line

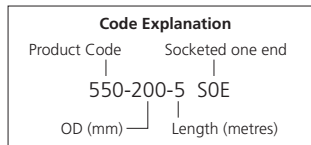
Maintenance

The installation and maintenance of access ways to and on farm is important in optimising the efficiency of moving around the farm. The choice of a culvert pipe system that is durable and easy to install is part of this process. FARMTUUFF™ uPVC Culvert Pipe and NEXUS™ Culvert PE culvert pipe offer a flexibility of choice for these applications.



PVC CULVERT PIPE

550 Series



Strength under foot

FARMTUUFF™ is the answer to the majority of the on farm culvert pipe needs. This smooth bore, lightweight, easy to handle PVC pipe makes installation a breeze compared to culvert pipes made of more traditional materials. Correctly installed FARMTUUFF™ will provide years of dependable service improving access around the farm and taking away stormwater.

FEATURES AND BENEFITS

- Efficient** FARMTUUFF's™ range of diameters and large, smooth bore size allows efficient selection of pipe for any given culvert pipe requirement. Smooth rather than corrugated-bore culverts have less chance of jamming up with branches and deliver greater flow at higher speed, lessening the chance of debris build up within the culvert pipe.
- Durable** FARMTUUFF™ is manufactured from uPVC, a material which is both rust and abrasion resistant to give a long in-ground life. FARMTUUFF™ has precision formed sockets, allowing push-fit or solvent cement water tight joints. Such joints lessen the chance of leakage, which can cause scouring, undermining the culvert pipe installation.
- Compatible** FARMTUUFF™ pipe is compatible with a large range of injection moulded and fabricated PVC fittings and floodgates allowing greater flexibility of use.
- Versatile** FARMTUUFF™ is available in seven diameters with three length options. Apart from its usual culvert pipe application it can be used for piping dairy shed effluent to settling ponds and other on farm stormwater applications. Cut lengthwise it can be used as an open channel for water drainage around cow sheds and driveways or as economical stock feeding troughs.
- Economical** FARMTUUFF's™ light-weight smooth bore PVC construction makes it an economical choice to purchase and install compared to traditional heavy culvert pipes.
- Reliable** High strength PVC construction gives FARMTUUFF™ an excellent load-bearing capability and longitudinal rigidity to lie on grade for reliable long-term service.
- Quality** FARMTUUFF™ is manufactured in New Zealand by Iplex Pipelines using a Quality Management System accredited to AS/NZS ISO 9001:2008.

PRODUCT RANGE

Product Code	Nominal OD (mm)	Length available		
		3m	5m	6m
550.110	110		✓	✓
550.160	160		✓	✓
550.200	200	✓	✓	✓
550.250	250	✓	✓	✓
550.315	315	✓	✓	✓
550.400	400	✓	✓	✓
550.500	500	✓	✓	✓

nexus.cULVERT™

PE HEAVY DUTY TWIN WALL SMOOTH BORE CULVERT PIPE

Code Explanation	
Product Code	Length (metres)
NEXUS CULVERT 2005	2005
OD (mm)	



Cost effective culvert

NEXUS™ CULVERT SERIES

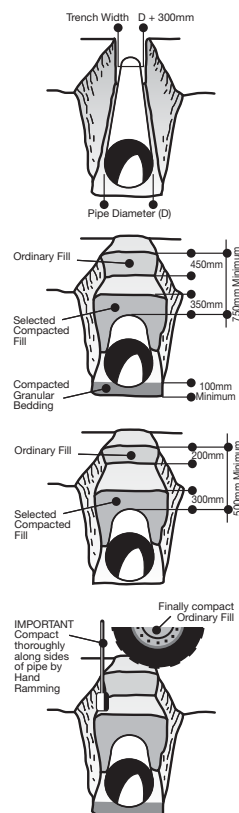
NEXUS™ Culvert is an economic alternative to PVC culvert pipes. The heavy duty polyethylene dual wall construction of NEXUS™ Culvert gives both excellent impact strength and crush resistance, while being extremely light-weight and easy to handle. The smooth internal bore gives good flow performance making NEXUS™ Culvert an ideal choice for culvert pipes around the farm.

FEATURES AND BENEFITS

- Efficient** NEXUS™ Culvert smooth bores provides good hydraulic performance for efficient water relocation.
- Durable** NEXUS™ Culvert is manufactured from polyethylene, a material which is both rust and abrasion resistant to give a long in-ground life.
- Compatible** NEXUS™ Culvert is compatible with a large range of inject moulded and fabricated PVC fittings allowing a greater flexibility of use.
- Versatile** NEXUS™ Culvert is available in six diameters allowing a degree of choice to match the performance requirement. NEXUS™ Culvert is supplied with a PVC coupler or pre-formed socket on one end so culverts can be fabricated to the required length on site. NEXUS™ Culvert is flexible allowing culverts to be formed to fit most situations.
- Economical** NEXUS™ Culvert's light weight, smooth bore polyethylene construction makes it an economical choice to purchase and install compared to traditional heavy culvert pipes
- Reliable** NEXUS™ Culvert's corrugated outer wall gives it excellent load-bearing capability to provide reliable long-term service.
- Visible** NEXUS™ Culvert is colour coded for easy identification.
- Quality** NEXUS™ Culvert is manufactured in New Zealand by Iplex Pipelines using a Quality Management System accredited to AS/NZS ISO 9001:2008.

PRODUCT RANGE

Product Code	Nominal OD (mm)	Length (m)	Coupling	Colour of pipe and stripe
NEXUS CULVERT 1105	110	5	c/w Push fit coupler	Black with brown stripe
NEXUS CULVERT 1605	160	5	c/w Push fit coupler	
NEXUS CULVERT 2005	200	5	c/w Push fit coupler	
NEXUS CULVERT 2506	250	6	Socketed	
NEXUS CULVERT 3156	315	6	Socketed	
NEXUS CULVERT 4006	400	6	Socketed	
NEXUS CULVERT 5006	500	6	Socketed	



INSTALLATION INSTRUCTIONS

Important for the correct performance of FARMTUFF™ and NEXUS™ Culvert Pipe

Excavation

When digging a trench, ensure that the width of the trench at the top of the pipe is no greater than necessary to allow the bedding and side fill to be properly placed and compacted. As a rule, 300mm wider than the pipe is normally sufficient. This will minimise loading on the buried pipe.

Culverts Under Roads, Farm Tracks and Raceways

Compacted granular bedding material is preferred in the particle size range 5mm to 20mm. Suitable granular materials include scoria, pumice, river gravel, sandstone or limestone. The minimum depth of the cover for PVC culverts under roads, farm tracks, raceways, etc. should be 750mm.

Culverts Under Areas Not Subject to Traffic or Heavy Stock Movement

Selected excavation fill may be used as bedding. It should be substantially free from rock, tree roots or rubbish. Wet or saturated clay should not, under any circumstances, be used as bedding or surround material. The minimum depth of cover should be 500mm.

Compaction of Bedding

FARMTUFF™ and NEXUS™ Culvert pipes use their flexibility to transfer load to the surrounding bedding. One purpose of the bedding is to ensure longitudinal support to the pipe. Another purpose is to provide lateral support to the pipe and increase its load capacity. Thorough compaction of the fill along the pipe is important to ensure long, trouble free service from your FARMTUFF™ and NEXUS™ Culvert pipe. Fill should be carefully compacted by hand ramming along the sides and around the pipe, and built up to the finished ground surface.

Extra considerations

It's a good idea to project the end of the culvert pipe out from the surface of filled earth face (suggested 300-500mm) to prevent erosion of the fill. In hilly country, fluming is recommended to guard against surface erosion from culvert discharge.

Note: FARMTUFF™ and NEXUS™ Culverts are not approved for local authority stormwater or gravity sewer applications.

Asset Management Systems

A number of services which Iplex Pipelines offer as part of providing a precision package are important asset management tools.

farmtracTM

GLOBAL POSITIONING SYSTEMS

The Global Positioning System (GPS) is a constellation of 24 satellites that orbit the earth at an altitude of 20,000 kilometres, constantly emitting GPS signals. GPS receivers on Earth calculate their positions by making distance measurements to four or more satellites.

This satellite data can accurately plot heights and distances of various points for any given area of land.

The GPS system was originally developed as a navigation and timing system for military applications. At Iplex Pipelines we use the GPS to assist the farmer in mapping installations of land drainage and farm water reticulation schemes.

Typically with the FARMTRACTM mapping of a NEXUSTM or NOVAFLOTM installation a minimum installation of 2,000 metres at one time is required for this service to be offered as part of the purchase price.

FARMTRACTM mapping of farm water reticulation schemes after the installation of Iplex Pipelines product comes with a cost attached. This is negotiable at the time of purchase and depends on the size of the installation.

These maps of on-farm water and drainage systems are proving to be excellent asset management recording systems. They have the added benefit of simplifying future system additions or maintenance. This data can also be supplied in a digital format for use with a number of farm management software packages available in New Zealand. The digital data involved remains the property of Iplex Pipelines and its availability is negotiated on a job by job basis.

Further information on the FARMTRACTM service can be obtained from selected rural merchants or by phoning your local Iplex Sales Office on freephone 0800 800 262.



Other Services

Design assistance

Iplex Pipelines offer a number of levels of rural water reticulation design assistance. This ranges from our local Territory Manager offering on farm advice about simple gravity reticulation schemes to accurate satellite data collection to produce a full farm water reticulation design, guaranteed by a professional agricultural engineer.

Installation assistance



Pipe dispensing trailer

Can be provided subject to availability to assist in uncoiling Iplex Pipelines polyethylene pipe. This is a time saving alternative to uncoiling by hand.

Moleplough

Can be provided subject to availability to install Iplex Pipeline polyethylene pipe. Moleploughing is a quick and efficient method of installation.



Chamfering tool

Available to chamfer Iplex Pipelines polyethylene pipe prior to using Plasson compression fittings.

Technical backup

Iplex Pipelines sales staff are available to answer your questions on our range of products and their applications.

Other products

Iplex Pipelines manufactures in New Zealand a comprehensive range of PVC and PE, pressure and non pressure pipe systems for the building, civil, export and rural markets. Other more specialised pipeline products are available from Iplex Pipelines Australia or one of our parent companies; Wavin B.V, based in the Netherlands.

This range and access to international product lines enables Iplex Pipelines to offer specialised products to meet the majority of our customers requirements.

For further information on our range of products and added value services please contact one of our selected rural merchants or phone your local Iplex Sales Office on freephone 0800 800 262.

Access to on-line brochures and further contact details can be found by visiting our web site on www.iplex.co.nz



Iplex Pipelines NZ Limited Rural Product Range

GREENLINE

REDLINE™

RURAL BLACK

BLACKLINE

BLACKLINE HP

PLASSON

ALKATHENE™

NOVATUBE

NEXUS™

NOVAFLO™

EFFLUENT PIPE

FARMTUFF™

NEXUS™ CULVERT



Iplex Pipelines NZ Limited.

Call Centre - Phone: 0800 800 262 Fax: 0800 800 804
Web site - www.iplex.co.nz

Offices At:

Auckland: Private Bag 92 114, 810 Great South Road, Penrose.
Palmerston North: Private Bag 11019, 67 Malden Street.
Christchurch: PO Box 16225, 22 Braeburn Drive, Sockburn.

© 2002 IPLEX PIPELINES (NZ) LIMITED. NEXUS™, IPLEX™, NOVAFLO™, FARMTUFF™, REDLINE™ are registered trademarks of IPLEX PIPELINES (NZ) LIMITED. The information contained in this brochure is intended to be of a general nature and should be used as a guide only. Before relying on any of the information in this brochure, you should first refer to the appropriate codes and standards and consult Iplex Pipelines and/or your local authorities.